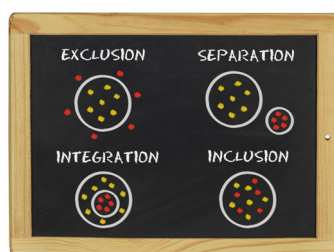


TEACHING CONTROVERSIAL ISSUES



Professional development pack
for the effective teaching of
controversial issues developed with
the participation of Cyprus, Ireland,
Montenegro, Spain and the United
Kingdom and the support of Albania,
Austria, France and Sweden

Funded
by the European Union
and the Council of Europe



COUNCIL OF EUROPE

CONSEIL DE L'EUROPE

Implemented
by the Council of Europe

Living with Controversy

**Teaching Controversial Issues
Through
Education for Democratic Citizenship
and Human Rights (EDC/HRE)**

Training Pack for Teachers

TABLE OF CONTENTS

ACKNOWLEDGEMENTS	5
INTRODUCTION	7
PART A. SCOPING PAPER EXPLORING THE CHALLENGES AND DEVELOPING COMPETENCE	11
Introduction	11
Purpose	11
Foundation	11
Approach	12
The context	12
Literature review	13
What are controversial issues?	13
Why teach controversial issues?	14
What are the challenges?	15
How can these challenges be met?	18
What types of training and training resources are currently available?	22
Conclusions	22
Recommendations	23
APPENDIX I. TEACHER COMPETENCES FOR TEACHING CONTROVERSIAL ISSUES	25
1. Personal	25
2. Theoretical	25
3. Practical	25
REFERENCES	27
PART B. PROGRAMME OF TRAINING ACTIVITIES	29
The Programme of Training Activities	29
Implementing the Programme of Training Activities	29
Outcomes	29
The role of the facilitator/trainer	30
Section 1: Introducing controversial issues	30
Section 2: Teaching methods	31
Section 3: Reflection and evaluation	32
Section one: Introducing controversial issues	32
Activity 1.1: Introduction	32
Activity 1.2: Musical chairs	34
Activity 1.3: Blob Tree	36
Activity 1.4: Hot or cold?	38
Activity 1.5: Baggage check	40
Section two – Teaching methods	43
Meeting the challenge	43
Activity 2.1: Whose side are you on?	43
Activity 2.2: Changing Perspectives	46
Activity 2.3: The School on the Edge of the Forest	48

Activity 2.4: Other People's Shoes	51
Activity 2.5: World Café	53
Activity 2.6: Forum Theatre	54
Section three – Reflection and evaluation	56
Putting it all together	56
Activity 3.1: Snowball	56
Activity 3.2: Lesson Plan	57
Activity 3.3: Blue Letters	57
Activity 3.4: Fun Tree	58

ACKNOWLEDGEMENTS

Project partners

- Cyprus Pedagogical Institute, Ministry of Education and Culture, Cyprus
- City of Dublin Education & Training Board Curriculum Development Unit, Ireland
- UNESCO Chair in Education for Democratic Citizenship and Human Rights, Montenegro
- Centro Nacional de Innovación e Investigación Educativa, Spain
- Citizenship Foundation, United Kingdom (lead partner)

■ **Pack editors** — David Kerr and Ted Huddleston (Citizenship Foundation, United Kingdom)

■ **Pack authors**

- Elena Papamichael, Cyprus Pedagogical Institute, Ministry of Education and Culture, Cyprus
- Mary Gannon, CDETB Curriculum Development Unit, Ireland
- Bojka Djukanovic, UNESCO Chair in Education for Democratic Citizenship and Human Rights, Montenegro
- Rosa Garvín Fernández, Centro Nacional de Innovación e Investigación Educativa, Spain
- David Kerr and Ted Huddleston, Citizenship Foundation, United Kingdom (lead authors)

■ **Associated partners**

- Institute for Development of Education, Albania
- Demokratiezentrum Wien, Austria
- Ministère de l'éducation nationale, de l'enseignement supérieur et de la recherche, France
- Swedish National Agency for Education, Sweden

INTRODUCTION

This Training Pack is a **professional development programme** for teachers which is designed to support and promote the teaching of controversial issues in schools in Europe.

WHY IS THE PACK NEEDED?

Learning **how to engage in dialogue** with people whose values are different from one's own and to respect them is central to the democratic process and essential for the protection and strengthening of democracy and fostering a culture of human rights.

— Yet in Europe young people do not often have an opportunity to discuss controversial issues in school because they are seen as **too challenging to teach**, e.g., issues to do with extremism, gender violence, child abuse, or sexual orientation. Unable to voice their concerns, unaware of how others feel or left to rely on friends and social media for their information, young people can be frustrated or confused about some of the major issues which affect their communities and European society today. In the absence of help from school, they might have no reliable means of **dealing** with these issues constructively and no one to guide them.

— The idea for this Pack came out of a call from policy-makers and practitioners in a number of European countries for **more effective training** for teachers in the teaching of controversial issues.

WHY NOW?

Public concern arising in the aftermath of a number of high-profile incidents of violence and social disorder in different European countries has combined with **new thinking** in education for democracy and human rights to make the handling of controversial issues in schools a matter of **educational urgency**.

— Firstly, incidents such as the 2011 London riots, the 2011 Norwegian hate crimes and the Charlie Hebdo attack in Paris in 2015 have prompted a whole-scale review of the part played by schools in the **moral and civic development** of young people in these countries and across Europe.

— Secondly, European policy on education for democracy and human rights **has shifted** in recent years from reliance on text-book exercises and the acquisition of theoretical knowledge to an emphasis on active and participatory learning and engagement with '**real-life**' issues. There is a growing consensus that democratic citizenship, respect for human rights and intercultural understanding is learned more effectively through '**doing**' than '**knowing**', i.e., accumulating facts. As a result, curricula for democratic citizenship and human rights education across Europe have been opened up to new, unpredictable and controversial types of teaching content.

WHAT DO WE MEAN BY 'CONTROVERSIAL'?

The definition that has proved most useful for those in European countries involved in the pilot project is that 'controversial issues' may be defined as:

'Issues which arouse strong feelings and divide opinion in communities and society'

— They vary from the local to the global, e.g., from mosque-building to the reduction of greenhouse gas emissions. Some are **long-standing**, such as the sectarian divisions between communities in a number of European countries – others **very recent**, e.g., Islamic radicalization of youth.

— They also vary with **place and time**. Crucifixes in schools may be highly contentious in one country, but an accepted part of life in another – similarly, with bi-lingual education, paying for metered water or Islamic headscarves. Almost any topic can become controversial at any time and new controversies are arising every day.

WHY ARE CONTROVERSIAL ISSUES CHALLENGING TO TEACH?

Controversial issues embody **major conflicts** of value and interest, often coupled with **disputed claims** about underlying facts. They tend to be complex with no easy answers. They arouse strong feelings and have a tendency to create or reinforce divisions between people engendering suspicion and mistrust.

— Opening up the school curriculum to issues of this kind raises difficult **pedagogical questions** – such as how to protect the sensitivities of students from different backgrounds and cultures, how to prevent friction in the classroom, and how to teach contentious material even-handedly, avoiding criticisms of bias. It also raises questions about academic freedom and the role of the teacher's own beliefs and values.

— For **school leadership and management** it raises questions of policy – such as how to support classroom teachers in their teaching of controversial issues, how to provide additional opportunities for dialogue within the school community, e.g., through democratic forms of school governance, how to promote a supportive school ethos, how to monitor the overall quality of provision and how to address the anxieties of parents and others outside the school.

HOW DOES THE PACK HELP?

The Training Pack seeks to **address the challenges** of teaching controversial issues through the development of a comprehensive package of training and professional development material.

— It aims to help **teachers** recognise the value of engaging young people in controversial issues and develop the confidence and competences to make it a part of their everyday practice, in particular through:

- ▶ The creation of '**safe spaces**' in the classroom where students can explore issues that concern them freely and without fear
- ▶ The use of **teaching strategies** and techniques which promote open and respectful dialogue.

— It takes the view that, while there no '**quick fixes**' and not every issue will be suitable for every age-group, ultimately there is no good reason why controversial issues should be avoided in schools and classrooms and every good reason why they should not.

HOW HAS IT BEEN DEVELOPED?

— The Training Pack has been developed through the 'Human Rights and Democracy in Action' Pilot Projects Scheme, jointly organised by the Council of Europe (CoE) and the European Commission (EC). It draws for its inspiration and aims on the Council of Europe Charter on Education for Democratic Citizenship and Human Rights Education, the Council of Europe Programme on Education for Democratic Citizenship

and Human Rights Education and the European Commission Strategic Framework for Cooperation in Education and Training (ET2020). It also draws on the Council's work on history, intercultural and religious education and on non-violent conflict resolution.

— The Pack has been scoped, designed and piloted by the Pilot Project and is the work of representatives from a range of different European countries. It brings together policies, practices and research literature from across Europe and beyond.

WHO IS IT DESIGNED FOR?

The Pack is designed primarily for the benefit of **classroom teachers**. Controversial issues can arise in every phase of education, type of school and area of the curriculum, so the Pack will be relevant to teachers across **all educational settings** and in **all subjects** - from pre-primary to tertiary, and from Citizenship Education and Social Studies to Languages and Science. It has been devised for use in professional development sessions and/or pre-service teacher training under the guidance of an experienced trainer or facilitator.

— It will also be useful for **school leaders and senior managers**. Controversial issues cannot be restricted to classrooms: they invariably spill out into other areas of the school, corridors, cafeterias, playgrounds and staff rooms.

— The Pack is not country-specific and is suitable for use on a **Europe-wide basis**.

WHAT SORT OF APPROACH DOES IT TAKE?

The Pack promotes an **open and collaborative approach** to teaching and learning, with a special emphasis on **self-reflection** and **thoughtful, informed action**. Teachers are encouraged to reflect on the way their personal beliefs and values affect their professional attitudes towards and handling of contentious material.

— The **professional competences** around which the Pack is constructed are rooted in the **core values** and **goals** of the **Council of Europe** and fall into three categories:

- ▶ Personal, e.g., self-reflection
- ▶ Theoretical, e.g., understanding the role of dialogue in democracy
- ▶ Practical, e.g., teaching and learning strategies

HOW IS IT STRUCTURED?

The Training Pack is in two main parts:

- ▶ Part A – The Scoping Paper
- ▶ Part B – The Programme of Training Activities

— Drawing on a review of published sources from a number of countries in Europe and beyond and using evidence from research and initial piloting by the Pilot Project, the Scoping Paper examines the major challenges of teaching controversial issues, suggests ways in which these challenges may be met, identifies the professional competences required to meet them and makes recommendations for the development of a set of training activities based on these competences. The training activities themselves are set out with full instructions in the Programme of Training Activities which follows.

HOW SHOULD IT BE USED?

Ideally, the Pack should be used in its **entirety**. The two parts are inter-related and designed to build upon and reinforce each other. However, this is not absolutely essential and the Pack is sufficiently **flexible** to be implemented in different ways.

■ The **Scoping Paper** provides the rationale for teaching controversial issues and explains why the training activities have been chosen. It can be read before, during or after the training activities, or a combination of all three.

■ The **Programme of Training Activities** is designed to form a continuous course of practical training of about **two days in length**, though it could easily be divided up into shorter sessions held over a number of days. Individual activities could also be used as stand-alone sessions if required.

HOW DOES THE PACK RELATE TO CURRENT EDUCATIONAL PRIORITIES AND IMPERATIVES?

The content, approach and flexibility of the Pack make it well-suited to contribute to a number of current educational priorities and imperatives. In particular, it helps to strengthen the role of education in promoting the **core values** of the Council of Europe – democracy, human rights and the rule of law, and the concept of **education as a bulwark** against social evils such as extremism and the radicalization of youth, xenophobia and discrimination, violence and hate-speech, loss of faith in politics and politicians and the negative effects of austerity measures.

PART A

SCOPING PAPER

EXPLORING THE CHALLENGES AND DEVELOPING COMPETENCE

INTRODUCTION

PURPOSE

Learning **how to engage in dialogue** with people whose values are different from one's own and to respect them is central to the democratic process and essential for the protection and strengthening of democracy and fostering a culture of human rights.

Yet in Europe young people do not often have an opportunity to discuss controversial issues in school because they are seen as **too challenging to teach**, e.g., issues to do with extremism, gender violence, child abuse, or sexual orientation. Unable to voice their concerns, unaware of how others feel or left to rely on friends and social media for their information, young people can be frustrated or confused about some of the major issues which affect their communities and European society today. In the absence of help from school, they might have no reliable means of **dealing** with these issues constructively and no one to guide them.

This Scoping Paper examines the **major challenges** of teaching controversial issues in European schools and suggests ways in which these challenges may be met. It focuses in particular on the need to increase the confidence and competences of teachers in addressing controversial issues in their classrooms and across their schools.

These suggestions form the basis of a series of recommendations for the development of a new **Training Pack** on the teaching of controversial issues, comprising the Scoping Paper (Part A) and a Programme of Training Activities (Part B). These are intended to be accessible and have application across Europe and have already been successfully piloted with teachers, trainers and facilitators in a number of European countries.

FOUNDATION

The Scoping Paper has been developed through the '**Human Rights and Democracy in Action' Pilot Projects Scheme**, jointly organised by the Council of Europe (CoE) and the European Commission (EC). It draws for its inspiration and aims on the Council of Europe *Charter on Education for Democratic Citizenship and Human Rights Education*, the Council of Europe Programme on Education for Democratic Citizenship and Human Rights Education and the European Commission Strategic Framework for Cooperation in Education and Training (ET2020). It also draws on the Council's work on history, intercultural and religious education and on non-violent conflict resolution.

This Scoping Paper should be seen, therefore, as promoting the **core values of the Council of Europe** - democracy, human rights and the rule of law - and the concept of education as a **bulwark against social evils** such as extremism and the radicalization of youth, xenophobia, discriminations, violence and hate-speech, loss of faith in politics and politicians and the negative effects of austerity measures.

It has been scoped, designed and piloted by the Pilot Project and is the work of representatives from a range of countries drawn from all parts of Europe.

APPROACH

■ The Scoping Paper promotes an open and collaborative approach to teaching and learning, with a special emphasis on **self-reflection** and **thoughtful action**. Teachers are encouraged to reflect on the way their personal beliefs and values affect their professional attitude towards and practice in the handling of contentious material.

■ It also emphasizes the creation of '**safe environments**' in classrooms and schools where controversial issues can be discussed and debated openly by students, supported and facilitated by teachers. Such environments help students to deal with differences, defuse tension and encourage non-violent means of conflict resolution. They encourage self-reflection and listening to others, promote intercultural dialogue, give minorities a voice, build mutual tolerance and respect and foster a more critical approach to information received from the media.

THE CONTEXT

Public concern arising in the aftermath of a number of **high-profile incidents** of violence and social disorder in different European countries has combined with **new thinking in education for democracy and human rights** to make the handling of controversial issues in schools a matter of educational urgency.

■ Firstly, incidents such as the 2011 London riots, the 2011 Norway hate killings and the Charlie Hebdo attack in Paris in 2015 have prompted a whole-scale review of the part played by schools in the **moral and civic development of young people**, an imperative which has been echoed across Europe.

■ Secondly, European policy on education for democracy and human rights has shifted from reliance on text-book exercises and the theoretical knowledge to an emphasis on **active and participatory learning** and engagement with '**real-life**' issues. There is a growing consensus that democratic citizenship, respect for human rights and intercultural understanding is learned more effectively through '**doing**' than accumulating facts - '**knowing**'. Accordingly, curricula for democratic citizenship and human rights education across Europe have been opened up to new, unpredictable and **controversial** types of teaching content.

■ Opening up the curriculum to these sorts of issues raises difficult **pedagogical questions**, for teachers, including:

- ▶ How to respond to conflicting **truth-claims** among students, including whether to take sides on an issue – so that the teacher does not feel compromised or the students sense there is a 'hidden agenda';
- ▶ How to protect the **sensitivities of students** from different backgrounds and cultures and of those with a personal or family involvement in the topic - so that students do not feel embarrassed, victimized or alienated, or are subject to harassment or bullying;
- ▶ How to **defuse tension** and prevent discussions from over-heating – so that classroom control is maintained and students are able to discuss freely;
- ▶ How to encourage students **to listen to other people's points of view** - so that students come to respect other people and appreciate their opinions;
- ▶ How to handle controversial issues **even-handedly** without detailed background knowledge or trustworthy sources of evidence on a topic – so that teachers do not feel compromised or vulnerable to criticisms of partiality or incompetence;
- ▶ How to respond to **unexpected questions** about controversial issues and deal with **insensitive remarks** – so that the teacher's integrity is maintained and other students do not feel hurt or offended.

■ It also raises difficult questions for **school policy**, such as:

- ▶ How school leadership can **support classroom teachers** in their teaching of controversial issues;
- ▶ How to manage **the spread of discussion** about controversial issues from the classroom out into the corridors, playground or other spaces;
- ▶ How to develop and promote a supportive **democratic school culture** across the school;
- ▶ How to address the **anxieties of parents and others** in the community or in the media who have concerns about the appropriateness of teaching such issues in school and/or of ways in which they are taught.

■ The following section looks at different responses to these questions found in the growing literature in this field, focusing, in particular, on what the literature has to say about:

- ▶ What makes an issue ‘controversial’?
- ▶ Arguments for teaching controversial issues
- ▶ The challenges of teaching issues
- ▶ How these challenges may be met?
- ▶ The quality and availability of professional training.

LITERATURE REVIEW

Over the last three or four decades there has been a slow but steady growth in literature advocating the teaching of controversial issues in democratic citizenship and human rights education, whilst at the same time highlighting the considerable challenges teachers face when handling such issues in the classroom. This literature includes **authored and edited volumes** (e.g., Berg et al, 2003; Claire & Holden, 2007; Cowan & Maitles, 2012; Hess, 2009; Stradling, 1984), **journal articles** (e.g., Ashton & Watson, 1998; Clarke, 1992; Dearden, 1981; Kelly, 1986; Soley, 1996; Wilkins 2003) and a range of **practical guidelines** and **online resources** for teachers (e.g., Huddleston and Kerr, 2006; CitizED, 2004; Citizenship Foundation, 2004; Clarke, 2001; Crombie & Rowe, 2009; CDVEC, 2012; Fiehn, 2005; LSN, 2006; Oxfam, 2006; Richardson, nd).

■ The contributors to these publications all agree that the teaching of controversial issues has an important part to play in the preparation of young citizens for participation in society, not least because it helps them to learn how to engage in democratic dialogue with those whose views differ from their own. The development of **student discussion skills**, in particular in relation to “sensitive, controversial issues” is identified as an important teacher competence in the Council of Europe tool on teacher competences for education for democratic citizenship and human rights education (Council of Europe, 2009).

■ There is also recognition that teacher competence in **developing analytical and critical thinking skills** – e.g., in source evaluation and the recognition of bias, and encouraging **language development** is important in addressing controversial issues. The quality of discussion of controversial issues in classrooms and schools is inextricably tied up with the quality of students’ language development (written, oral and aural). The more developed a students’ language skills the easier it is for them to identify and marshal information from a variety of sources, use information to construct clear and sharp points and put these forward calmly and eloquently in discussion with others. The less developed the more likely students are to be overwhelmed by an issue and to flounder in a sea of opinion, that can leave them resorting to hectoring and aggressive language as they see they are losing the argument.

WHAT ARE CONTROVERSIAL ISSUES?

■ The term ‘**controversial issue**’ is used in different ways in different places. However, the differences tend not to be significant; they seem to represent different variations on the same general set of themes rather than radically different underlying conceptions.

■ The definition that has proved most useful across European countries involved in this Pilot Project is that ‘controversial issues’ may be defined as:

‘Issues which arouse strong feelings and divide communities and society’.

■ Typically, controversial issues are described as disputes or problems which are topical, arouse strong emotions, generate conflicting explanations and solutions based on alternative beliefs or values and/or competing interests, and which, as a result, have a tendency to divide society. Such issues are often highly complex and incapable of being settled simply by appeal to evidence.

■ However, it is the potential of controversial issues to arouse **strong emotions**, both inside and outside the classroom, which is often regarded as the greatest obstacle to teaching. For many commentators the defining characteristic of a controversial issue is its ‘political sensitivity’. By this is meant its tendency

to arouse public suspicion, anger or concern - among students, parents, school officials, religious and community leaders, public authorities, or even among teachers themselves.¹

■ It can be useful to distinguish two types of controversial issues; **long-standing issues** such as the sectarian divisions and tensions between differing groups in a number of European countries, and **very recent issues**, such as the growing concern about religious extremism, violence and the indoctrination and radicalization of young Europeans or the rise of cyber-bullying and on-line identity theft. Both types offer similar challenges to teachers, but with differing emphases. With long-standing issues the challenge for teachers is how to come afresh to the issue and find something new to say, while avoiding further alienating particular groups or individuals. With very recent issues the challenge is how to respond to spontaneous discussion by students, how to find reliable information on the topic and the position the teacher should take on it.

■ Attitudes change and **circumstances vary**, so what is regarded as controversial at one point in time may seem relatively innocuous at another, and what is controversial in one place may not be elsewhere. The idea of state-funded healthcare is particularly controversial in USA, for example, but hardly at all in many European countries.² Meanwhile, issues of sexual orientation and religious difference are addressed more explicitly in the curriculum in some European countries than in others. Similarly, what is considered controversial in the context of one school, or even of one class, may be of no concern in the context of another.³

■ It is perhaps for this reason that little or no attempt seems to have been made to **categorise** controversial issues into different types. An exception is Stradling (1984) who offers a typology based on whether a dispute is about:

- What has happened?
- The causes of the present situation
- The desirable ends to work towards
- The appropriate course of action to be taken
- The likely effects of that action⁴.

■ Stradling (1984) also draws a distinction between issues which are **superficially controversial** and those that are **inherently controversial**. The former, in principle at least, are capable of solution by appeal to evidence. The latter derive from disagreements based on matters of fundamental belief or value judgement and are much more intractable.⁵

WHY TEACH CONTROVERSIAL ISSUES?

■ Stradling (1984) divides justifications for the teaching controversial issues into two types: 'product-' and 'process-based'.

(a) Product-based justifications

■ In product-based justifications issues are seen as important in themselves, either because they relate to the 'major social, political, economic or moral problems of our time', or they are 'directly relevant to student's lives'.⁶ This is one of the major reasons for teaching controversial issues given in the Crick Report (1998) in the UK:

"... Controversial issues are important in themselves and to omit informing about them and discussing them is to leave a wide and significant gap in the educational experience of young people."⁷

1. Stradling (1984) p2
 2. Hess (2009)
 3. Stradling (1984)
 4. Stradling (1984), pp2-3
 5. Stradling (1984), p2
 6. Stradling (1984), p3
 7. Crick Report (1998), 10.4

■ A slightly different argument is that it is important not only to teach controversial issues because the learning will be valuable in its own right, but also to compensate for the one-sided and confusing ways in which some issues are presented in the media. Thus Scarratt and Davison (2012) observe:

“The evolution of mass media has increasingly exposed children to sensitive issues, which require demystification and discussion.”⁸

■ The proliferation of media sources and outlets and the ease with which students can access them from a young age means that this argument may be even more pertinent today than in 2007 when it was commented on by Scarratt and Davison (2012).

(b) Process-based justifications

■ In **process-based** reasoning the substance of controversial issues is seen as less important than the learning competences or civic attitudes and behaviour which can be engendered by engaging with them. These include:

- ▶ **Subject-related** – e.g., understanding that controversy is not to be feared but part of life in a democracy, the ability to discuss contentious issues in civil and productive ways, strategies for engaging in such discussions, realizing that one’s views matter as do all in a democracy.⁹
- ▶ **Cross-curricular** – e.g., language and communication skills, confidence and interpersonal skills¹⁰, higher-order dialogic and thinking skills¹¹, information-processing, reasoning, enquiry, creative thinking and evaluation skills¹²
- ▶ **Civic behaviour** – greater political interest¹³, pro-democratic values, increased political engagement¹⁴ more civic knowledge, greater interest in discussing public affairs out of school, more likely to say they will vote and volunteer as adults.¹⁵

WHAT ARE THE CHALLENGES?

■ The challenges of teaching controversial issues come under five broad headings:

- ▶ (a) Teaching style
- ▶ (b) Protecting student sensitivities
- ▶ (c) Classroom climate and control
- ▶ (d) Lack of expert knowledge
- ▶ (e) Dealing with spontaneous questions and remarks.

(a) Teaching style

■ Teaching a controversial issue is different from initiating students into an agreed body of knowledge. There is no standing outside a controversial issue and approaching it with the academic distance that may be appropriate elsewhere. The teaching and learning process is always influenced by the attitudes and opinions teachers and students bring to the classroom; it can never be neutral as such.¹⁶

■ For this reason, the **risk of bias** has been seen as one of the major problems of teaching controversial issues¹⁷ e.g., Crick Report (1998), PSHE Association (2013), Oxfam, (2006). In some instances, it is not just the risk of bias but anxieties about allegations of bias that is seen as the problem. These anxieties are said to be exaggerated by the culture of accountability characteristic of some contemporary educational systems.¹⁸ As Hess (2009) points out, though such anxieties are often without foundation, some have proved to be entirely justified. She quotes the example of New York teachers who have been

8. Scarratt and Davison (2012), p38

9. Hess (2009), p162

10. Claire & Holden (2007)

11. Wegerif (2003)

12. Lambert & Balderstone (2010), p142

13. Soley (1996)

14. Hess (2009), p31

15. Civic Mission of Schools Report, quoted in Hess (2009) p28

16. Stradling (1984)

17. e.g., Crick Report (1998), PSHE Association (2013), Oxfam (2006)

18. Clarke (2001)

disciplined, and, in some cases fired for addressing 9/11 as a controversial issue.¹⁹ More recently, in the United Kingdom (UK) the schools inspectorate, Ofsted, has held some schools accountable for not doing more to stop students accessing sites about Islamic extremism while at school, or prevent them sharing the information with other students via social media. This has led Ofsted to downgrade the inspection ratings given to some of these schools from 'outstanding' to 'inadequate' because of concerns about the schools ability to safeguard students.²⁰

■ There is much discussion in the literature about the sort of teaching style which will **minimize the risk of bias and/or allegations of bias** when introducing controversial issues. Of prime significance is how teachers deal with their own experiences and opinions, and, in particular, whether or not they choose to share them with their students. Allied to this is the question of how teachers deal with students' experiences and opinions, particularly where students and/or their families may be directly or indirectly involved in a controversial issue.

■ Stradling (1984) identified four relevant teaching styles²¹, subsequently reproduced with variations (i.e. frequently to further teaching styles added) in a number of subsequent publications.²² These are:

- ▶ **'Neutral chairperson'** approach – this requires the teacher not to express any personal views or allegiances whatsoever, but to act only as a facilitator of discussion. While this may help to reduce the chance of undue teacher influence, it can be difficult to sustain, especially when ill-informed views are being expressed, and may sometimes have the effect of reinforcing existing attitudes and prejudice. Some also maintain it can cast doubt on a teacher's credibility with the class.
- ▶ **'Balanced'** approach - this requires the teacher to present students with a wide range of alternative views on an issue, as persuasively as possible, without revealing their own view. While this has the advantage of showing that issues are not two dimensional and introduces ideas and arguments which students would not otherwise arrive at, it can also give the impression that all opinions are equally sound and grounded in the evidence. It may also mean allowing the expression of some very extreme positions which may do no more than reinforce existing prejudices.
- ▶ **'Devil's advocate'** approach - this requires the teacher to consciously take up the opposite position to the one expressed by students. While this has the advantage of ensuring a range of viewpoints are expressed and taken seriously, students may mistakenly identify the teacher with some of the views thus expressed. If particular positions are argued for too well it may also reinforce existing prejudices.
- ▶ **'Stated commitment'** approach - this requires teachers to make their own views known at some point in the exploration of an issue. While this helps students to become aware of and take account of the teacher's prejudices and biases and gives them a model of how to respond to a controversial issue, it may also lead them into accepting a view simply because it is their teacher's.
- ▶ **'Ally'** approach – this requires the teacher to take the side of a student or a group of students. While this can help weaker students or marginalized groups to have a voice and show them how arguments may be built on and developed, it can also give other students the impression that the teacher is simply using it to promote their own view, or be seen as favouritism.
- ▶ **'Official line'** approach – this requires the teacher to promote the side dictated by public authorities. While this can give the teaching official legitimacy and protect the teacher from recriminations from the authorities, if the teacher has a different view they may feel compromised and it may lead students to think that their own discussions are irrelevant because there is only one view that counts.

(b) Protecting student sensitivities

■ Another problem or challenge is the risk of controversial issues impacting negatively on **students' emotions or sense of self-esteem**.

■ It is argued, that the **effect of allowing students the freedom** to say what they think about an issue, is that teachers give the 'official' seal of approval to the expression of a whole range of extreme views

19. Hess (2009), p25

20. See for example article in The Guardian newspaper 20 November 2014 at: <http://www.theguardian.com/education/2014/nov/20/church-england-school-john-cass-ofsted-downgraded-extremism>

21. Stradling (1984) pp112-113

22. e.g., Crick Report (1998), Fiehn (2005)

and attitudes. This is likely to lead to other students feeling offended, harassed or marginalized, causing hostilities and divisions, either within or outside the classroom.²³

■ Philpott et al (2013) found that **negativity of students towards their peers** when discussing different points of view was a major concern of teachers. Teachers in their study reported that students often became emotional and felt attacked when they perceived comments made by classmates as personally offensive. This was found to be especially so in discussions relating to religion and intercultural issues.

■ Students sometimes also **feel under attack from the teacher**, either on account of the inclusion of subject-matter which they perceive as portraying them in a bad light, or through the branding of their sincerely-held opinions as inappropriate or 'politically incorrect'. Philpott et al (2013) recorded a teacher's account of a student who refused to take part in a discussion on Islam because she felt the teacher was 'out to get her religion'. This is a growing challenge in many European countries where communities and schools, particularly in large cities have a more multicultural and multi-faith population because of the movement of people and families into and out of the country.

■ The danger in these situations is that it can lead to students practising **self-censorship** or even **withdrawing from the learning process** all together – whether through intimidation and bullying, or fear of being branded 'politically incorrect' or simply ostracism by peers.²⁴

(c) Classroom climate and control

■ A third problem or challenge when teaching controversial issues is that of **classroom climate and control** and the fear of discussion '**over-heating**'. Where strong emotions are involved classes can easily become polarized, causing hostility between students which threatens classroom climate and discipline. There is a fear that conflict between students might at any time escalate and get out of hand, **undermining the teacher's authority** and impacting negatively on future student-teacher relations. There is also the fear, in some instances, that it could lead to damage to the professional and personal standing of teachers. For example, if a teacher loses control of the discussion this is quite likely to undermine the authority of the teacher with that class of students in the future. In extreme circumstances, it could lead to complaints being made about the teacher by students, or by parents and community representatives, triggering an enquiry by government officials and the teacher either being publicly censured or losing their job.

■ The challenge of classroom climate and control is a particular issue for those training to be teachers and/or in the early years of their teaching. Hence the emphasis in guides on the teaching of controversial issues on the **need for strategies to help defuse confrontation** in the classroom and prevent discussions from becoming too heated and spilling out beyond the classroom.²⁵

■ The problem of class control appears to be most acute in the case of handling discussion work with students. This is unsurprising since managing discussion can be particularly difficult for teachers at the best of times. It requires high-order skills, careful preparation and continuous reflective practice and the capability to respond flexibly and think on your feet.²⁶

■ Mentioned less frequently than the fear of discussions over-heating, but just as important, is the risk of discussions not taking off at all or **under-heating**. Stradling (1984) observes that even with issues that divide the rest of the nation, teachers may find themselves confronted by a wall of **apathy**. This can be a particular challenge when addressing long-standing controversial issues where the various opinions and positions are well known and so well-rehearsed that they do not spark interest for students or the teacher. How to respond to **unquestioning consensus** or apathy is another challenge facing teachers.²⁷

23. Crombie & Rowe (2009)

24. Crombie & Rowe (2009)

25. e.g., CDVEC CURRICULUM DEVELOPMENT UNIT (2012)

26. Huddleston & Rowe (2015)

27. Stradling (1984), p11

(d) Lack of expert knowledge

■ The problems of teaching controversial issues often seem to be compounded by the **complexity and dynamic nature** of many of these issues. They make demands on teacher knowledge not usually experienced in other areas of the curriculum. It has been said that to properly grasp the complexity of some of these issues would require 'at least some knowledge of the economic, sociological, political, historical and psychological factors involved'.²⁸ This is a particular challenge where controversial issues are **very recent**. Being current, such issues are in a state of constant flux, such that it is difficult for teachers to get a proper grasp of or keep up to date with them, or predict their eventual outcomes. They are so contemporary, says Stradling (1984), that it is 'difficult to obtain teaching materials which deal with these disputes adequately or in a suitably balanced way' and the sources of information with which teachers have to work are likely to be 'biased, incomplete and contradictory'.²⁹ This is a particular challenge now with the plethora of media outlets and social networking sites reporting and commenting on issues often in 'real-time'.

■ Clarke (2001) notes that it is not just the complexity, but the lack of familiarity with the topic that tends to discourage teachers, e.g., when a new human rights issue suddenly emerges in a distant part of the world, or tackling the intricacies of the European Common Agricultural Policy (CAP) for an urban teacher working in a rural school, or dealing with the issue of Islamic extremism for a teacher working in a mono-cultural school in a small town. This can be disconcerting for teachers who are used to playing the role of subject 'expert' and being looked up to by students because of their knowledge and expertise.

(e) Dealing with spontaneous questions and remarks

■ Finally, there is the problem of knowing how best to respond to **spontaneous remarks or questions** of a controversial nature made by the students. With students having constant access to the internet and social media on their mobile phones and laptops, it is **impossible to predict** what issues will bring up next, when they will bring them up or what impact it will have on other students or the atmosphere in the classroom or the school. Teachers in Philpott et al's (2013) study referred to this as one of the major challenges facing teachers in this field.

HOW CAN THESE CHALLENGES BE MET?

■ It is generally understood that there is **no one simple response** to the challenges associated with the teaching of controversial issues. Thus, for example, Stradling (1984) says:

'It simply is not possible to lay down hard-and-fast rules about teaching controversial subject-matter to be applied at all times. The teacher has to take account of the knowledge, values and experiences which the students bring with them into the classroom; the teaching methods which predominate in other lessons; the classroom climate ... and the age and ability of the students'.³⁰

■ Since different circumstances in the classroom require different methods and strategies and there is no guarantee that a strategy which works with one set of students will necessarily work with another group, what is needed, it is argued, is **sensitivity to context** and **flexibility of response**.

■ A number of different practical suggestions drawn from the literature are offered as to what this might mean in practice. They relate to issues such as:

- ▶ Teacher personal awareness and self-reflection;
- ▶ Awareness of the nature of controversial issues and the challenges they pose;
- ▶ Awareness of the make-up of the class and school environment;
- ▶ Ability to use and apply a range of teaching styles;
- ▶ Creation of an appropriate classroom atmosphere and supporting democratic school culture;
- ▶ Introducing students to frameworks and strategies;
- ▶ Eschewing the role of 'knowledgeable expert';
- ▶ Training students to identify bias;

28. Stradling (1984), p3

29. Stradling (1984), p4

30. Stradling (1984), p11

- Ability to plan and manage discussion effectively;
- Ability to use and apply a range of specialised teaching techniques;
- Involving other stakeholders and teachers.

Each of these practical suggestions is now examined in turn.

(a) Teacher personal awareness and self-reflection

Teachers should be aware of and sensitive to the way their own experience of issues is likely to affect the way they deal with them in the classroom. An element of **personal self-reflection** by teachers on their own beliefs and values, and how these influence the way they address and interact with students both individually and collectively, is seen as crucial to the sensitive teaching of controversial subject-matter. An important part of this process is deciding how to **balance the personal and the public**. While there may be some views on issues teachers wish to remain private from their students, there can also be a place for teachers sometimes sharing their personal experiences. Sharing can add to the evidence on a topic, aid student understanding and deepen their perspective. So, for example, a teacher who has been a victim of cyber-bullying may decide to share their personal experiences with students so that they can better understand the impact and effects, without going into precise private details of the nature of the bullying.

(b) Awareness of the nature of controversial issues and the challenges they pose

Understanding what it means for issues to be controversial, the problems of teaching them and realistic expectations of what might be achieved in the classroom are also seen as important. Guidance and training material typically makes general understanding of the nature of controversial issues, the **benefits** of including them in the curriculum and the **potential hazards** to watch for a preliminary to the consideration of specific teaching approaches and strategies. The trialing of the pilot materials for this Teaching Pack gave a clearer understanding of which issues are controversial across a range of European countries compared to those that are more controversial in specific countries. For example, issues about gender equality, health and sex education and racism were deemed controversial in the majority of pilot countries while the issue of the corruption of public officials was particularly contentious in Albania, the issue of policy toward EU migration was controversial in the UK, and of whether people should be metered for the water they use was a hot issue in the Republic of Ireland.

(c) Awareness of the make-up of the class and school environment

Having a working knowledge of the range of **potential sensitivities** in each class, as well as in the school as a whole and the surrounding community, and also, potentially, the stance of official authorities, is seen as a pre-requisite for understanding when an issue is likely to be controversial and how it might be dealt with sensitively. In her research on classroom diversity, Hess (2009) found there was more variance in students' own views (intra-diversity) and across students (inter-diversity) than one might first imagine.

The pilot phase in the development of this Training Pack emphasised the importance of countries using this contextual knowledge to shape training activities around issues which are controversial in their context. For example, in the UK one of the challenges discussed by teachers during the training was how to handle the issue of the hostile reaction of some political parties toward immigration, particularly when fuelled by inflammatory media reporting; in Spain one of the issues was the high unemployment rate among young people as a result of the economic recession; in Albania the issue of tax evasion was highlighted; and in Cyprus and the Republic of Ireland how to handle the issue of conflicting attitudes in society toward sex and health education.

(d) Ability to use and apply a range of teaching styles

The ability to use a range of **general teaching approaches** and to know when and how to apply them in practice is regarded as particularly important, both as a way of minimizing the danger of bias and of opening up students to the possibility of new ideas and values. Teachers need to become familiar with the relevant approaches, their respective advantages and disadvantages and the circumstances in which they are best applied. The four approaches suggested by Stradling et al (1984) – i.e., 'neutral chairperson', 'balanced' approach, 'devil's advocate' and 'stated commitment' – recur in numerous subsequent publications in a range of permutations. Two others have been suggested recently: the 'ally'

and 'official line' approach. It is also suggested that it is helpful for teachers to share with students the methods being used and the motives for their choice.³¹

(e) Creation of an appropriate classroom atmosphere and supporting democratic school culture

■ The importance of the role of classroom and whole-school atmosphere – what is often termed 'democratic school culture' – is emphasized throughout the literature. It should be an atmosphere which is 'open and non-judgmental'³², in which there is 'honesty and trust between staff and learners'³³ and where 'students are free from any fear of expressing reasonable points of view which contradict those held either by their class teacher or by their peers'³⁴. The establishing of **codes of conduct** or **classroom/school rules** for how students should behave when there is disagreement over an issue are regarded as the key to the creation of this kind of atmosphere, frequently conceived in terms of '**ground rules**' for discussion.³⁵ It is often suggested that these work best when students themselves are involved in their development, they are clearly displayed for all to see, and that they are regarded as work in progress, re-visited and revised intermittently.³⁶

(f) Introducing student frameworks and strategies

■ In addition to creating the right atmosphere, it has also been suggested that students should be accustomed not only to the rules of democratic discourse, but also to the sort of analytical approach that is required when faced with issues that are controversial. This includes introducing students to the 'concept of democracy' and 'the fact that different individuals and groups fundamentally disagree about the kind of society they want'³⁷, and providing them with a '**conceptual framework**' which will help them to analyse public disagreements³⁸ and recognize 'the need for tolerance and the will to resolve disputes through discussion and debate (and ultimately the ballot box) and not through violence'³⁹. It also included giving them 'strategies for engaging' in discussion.⁴⁰

(g) Eschewing the role of 'knowledgeable expert'

■ The complex and fluid nature of many controversial issues have led to suggestions that, in some cases at least, teachers should eschew the role of 'knowledgeable experts' and opt instead for teaching through some form of **enquiry- or problem-based learning**.⁴¹ The role of the teacher would be more of a facilitator, merely to prompt student inquiry and debate, 'scaffolding' their interactions as they ask questions of each other and of the issue by introducing relevant material, ideas and arguments when required. Clarke (2001), for example, offers a strategy for teaching controversial public issues based on four steps or elements, each of which provides students with a set of questions giving them a number of ways of looking at an issue as well as a sound basis for making a judgement on it. They are: 'What is the issue about?', 'What are the arguments?', 'What is assumed?' and 'How are the arguments manipulated?' Stradling (1984) identifies a set of four 'process skills' and 'ways of looking at issues' which students themselves can transfer from one issue to another. These are: 'critically diagnosing information and evidence'; 'asking awkward questions'; 'recognizing rhetoric'; and 'cultivating tentativeness'.⁴²

(h) Training students to identify bias

■ Some publications emphasize the benefits of teaching or training students to identify bias, both to help them **analyse issues more critically** and to minimize actual bias or allegations of bias⁴³. Crombie & Rowe (2009), for example, suggest encouraging students to become 'bias busters', learning to distinguish opinion from fact and spotting emotive language and hearsay in media sources.

31. Crombie & Rowe (2009), p9

32. Crombie & Rowe (2009), p8

33. ACT (2103)

34. Crick Report (1998), 10.9

35. e.g., ACT 2013)

36. e.g., Crombie & Rowe (2009)

37. Crombie & Rowe (2009)

38. Stradling (1984), p5

39. Crombie & Rowe (2009)

40. Hess (2009), p62

41. Stradling (1984), p4

42. Stradling (1984) pp115-116

43. e.g., Crick Report (1998)

(i) Ability to plan and manage discussion effectively

■ Recognizing that classroom discussion is the main method of dealing with controversial issues for many teachers, there is a strong emphasis in the literature on teachers' **competences for planning and managing discussions**. This includes allocating 'substantial time' beforehand to 'identify and research the background' of an issue⁴⁴; not using debate as a way of looking into a topic, but as the finale of a series of idea-generating activities for students, such as role-play, drama, simulations, etc.⁴⁵; framing questions, selecting a stimulus and designing tasks to engage with a stimulus⁴⁶; and techniques for controlling discussions which are over-heating, e.g., calling 'time out'⁴⁷.

■ A number of publications suggest using **structured formats** as an aid to controlling discussion. Hess (2009), for example, has investigated the pros and cons of three different formats: 'town meeting', 'seminar' and 'public issues discussion' approaches. Crombie & Rowe (2009) recommend the training of students in discussion and debate work from the beginning and counsel that they should not be expected to discuss 'seriously contentious' issues before they have been trained in the basic techniques with 'safer' topics⁴⁸.

(j) Ability to use and apply a range of specialized teaching strategies

■ In addition to the general approaches, or teaching styles, which a teacher may adopt when teaching controversial subject-matter, a number of more specialised teaching strategies are advocated in the literature. These strategies are designed for use with **specific problems**, such as: highly emotional discussions, polarization of opinion, expressions of extreme prejudice, unquestioning consensus, apathy and so on. Stradling (1984) identifies four such 'procedures' which are repeated and built on in various subsequent publications:⁴⁹

- ▶ **Distancing** – introducing analogies and parallels – geographical, historical or imaginary – when an issue is highly sensitive within the class, school or local community
- ▶ **Compensatory** – introducing new information, ideas or arguments when students are expressing strongly-held views based on ignorance, the minority is being bullied by the majority or there is an unquestioning consensus
- ▶ **Empathetic** – introducing activities to help students see an issue from someone else's perspective, particularly when it involves a groups which are unpopular with some or all of the students, the issue includes prejudice or discrimination against a particular group, or the issue is remote from students' lives
- ▶ **Exploratory** – introducing enquiry-based or problem-solving activities when an issue is not well-defined or particularly complex.

■ Two additional strategies which have been advocated more recently are:

- ▶ **De-personalising** – introducing society- rather than person-orientated language when presenting an issue – e.g., substituting 'us', 'our', 'someone', or 'society' for 'you' or 'your' when addressing students, especially when some or all students have a personal connection with an issue and feel particularly sensitive about it⁵⁰.
- ▶ **Engaging** – introducing personally relevant or otherwise highly engaging material or activities when students are apathetic and express no opinions or feelings about an issue.⁵¹

(k) Involving other stakeholders and teachers

■ On the whole, the literature has little to say about initiatives beyond the classroom itself. However, there are exceptions. Stradling (1984) floats the idea of **team-teaching** as a way of dealing with particularly complex issues. The suggestion is that different teachers could work on different aspects of a topic. Claire & Holden (2007) suggest that the teaching of controversial subject-matter is more effective when it is shared and recommend **co-operation between staff, students and parents**. There is also a suggestion

44. Claire & Holden (2007)

45. Stradling (1984)

46. Huddleston & Rowe (2015)

47. Crombie & Rowe (2009), p10

48. Crombie & Rowe (2009), p10

49. e.g., Fiehn (2005), ACT (2013)

50. e.g., CDVEC CURRICULUM DEVELOPMENT UNIT (2012)

51. Fiehn (2005)

in the literature of bringing in outside speakers and/or organisations with experience of particular controversial issues who can talk to students first-hand.

WHAT TYPES OF TRAINING AND TRAINING RESOURCES ARE CURRENTLY AVAILABLE?

There has been a quiet trickle of publications on education for democratic citizenship and human rights education (EDC/HRE) dealing with the teaching of controversial issues, designed, in part at least, with teachers in mind. These include general introductions to democracy and human rights education with a special section on controversial issues⁵² and publications dedicated specially to the topic⁵³. They also include a small number of teacher training resources designed either for self-use⁵⁴ or for use by facilitators or trainers⁵⁵. However, **few of these publications seem to be widely known or have been used beyond their country of origin** – largely USA, UK and the Republic of Ireland.

The small amount of empirical research that exists points to a fairly common perception among teachers that **training for the teaching of controversial issues is either inadequate or non-existent**. Oulton, Dillon, and Grace (2004) reported that ‘the vast majority’ of 200 primary and secondary teachers interviewed in England felt they had inadequate training and insufficient guidance for teaching controversial issues, either from the National Curriculum or their schools. Philpott et al (2013) found teachers in USA said that neither their teacher education programmes nor their schools had prepared them adequately to teach controversial issues. One said that teaching controversial issues was ‘almost like groping in the dark’. All felt that more training should be provided.

CONCLUSIONS

It is clear from the literature that the potential **benefits** of teaching controversial issues are significant and wide-ranging and that the inclusion of controversial subject-matter is important for effective education for democratic citizenship and human rights (EDC/HRE) in modern society in Europe and beyond.

It is also clear that introducing issues about which people have strong opinions poses particular **problems or challenges**, both for teachers and for schools as a whole. There are anxieties about the effects of introducing such issues on students, parents and other stakeholders; about the risk of bias or undue teacher influence; about the complexity and fluidity of the subject-matter; and about the patchy and partial nature of the primary resources available to teachers. As a result, important issues are often left ignored in schools and teachers’ expertise in dealing with controversial subject-matter remains relatively undeveloped.

It is generally agreed that there is no one solution which will answer all these anxieties, but that each must be addressed individually. A number of **suggested teaching methods** have been identified in response – both global approaches on how to deal with controversial issues in general and individual strategies for use in particular situations.

These methods have important implications for professional development. Currently, however, the **opportunities for teachers to receive training in this area are extremely limited** in both pre- and in-service training. Training **material is also limited**. A small number of training resources have been produced, mainly in the UK, Ireland and USA. While these resources are in themselves extremely useful and indicative of what might be achieved, they are not widely known or used outside their countries of origin. Nor is it obvious how easily they could translate into different contexts. For one thing, they seem to presuppose a learning culture in which open-ended discussion and debate is already the norm. This is not necessarily the case everywhere in Europe. The persistence of traditional teacher-directed forms of education and a learning culture which prohibits the expression of contrary opinions and arguments constitutes a further level of challenge for the teaching of controversial issues, one which is hardly touched upon in the general literature. That said, the review of literature has revealed how the training

52. e.g., Huddleston & Kerr (2009), Wales & Clarke (2005), ACT (2013)

53. e.g., Hess (2009), Claire (2001), Citizenship Foundation (2004)

54. E.g., CDVEC CURRICULUM DEVELOPMENT UNIT (2012), ACT (2014), Clarke (2001)

55. E.g., Fiehn (2005)

resources which already exist provide a rich source of ideas and activities to draw on in developing a wider European perspective on training to teach controversial issues.

■ There are a number of other issues which seem not to have been properly resolved or given sufficient emphasis in the literature. Firstly, there appears to be little consideration of how controversial issues might be introduced into the curriculum in **systematic or developmentally sequenced** ways. Nor does much thought seem to have been given to ways in which students may be trained to recognize controversial issues for themselves. Whilst emphasis is put in the need for teachers to understand what a controversial issue 'is' and how it should be dealt with in school, very little is put on the related need of students to understand the same concept – with the possible exception of Stradling (1984). To use the language of the Council of Europe's EDC/HRE programme, whilst teaching 'through' and 'for' controversial issues is dealt with in some detail, the idea of teaching 'about' controversial issues is hardly touched upon. Establishing the idea of **controversial issues as an abstract concept** would not only help students to recognize these issues in reality and know how they should respond to them, but would also have the effect of de-personalizing these issues, rendering them safer to teach.

■ Secondly, although the problem of spontaneous questions and remarks of a controversial nature is frequently raised, there is **little concrete advice** available for teachers which they might apply in different situations.

■ Thirdly, the same could also be said of the question of whether or not teachers should disclose their own opinions to students. The pros and cons of this seem to be finely balanced. As a result teachers are often left 'hanging in the air' with **no definite policy direction** or strategy for action.

■ Fourthly, with the exception of occasional suggestions of involving other teachers, parents or community members, little attention is paid in the literature to the development of **whole-school approaches** to the teaching of controversial issues. Nor is much thought given to the role of school leaders in this or to the ways they can support teachers in the classroom.

■ Fifthly, the question of teachers having sufficient knowledge and understanding of issues to handle them effectively in the classroom is often raised but there is little in the way of suggestions as to how teachers should go ahead and develop such a **knowledge base** on current and topical issues. While this Training Pack does not provide factual information on a range of controversial issues that may be covered in European countries it does offer suggestions in the training activities for how teachers can build such knowledge through team-teaching, and/or the use of external experts

■ Finally, there appears to have been no systematic attempt to identify and categorise the **key competences** required for the teaching of controversial issues. One reason for this might be the perception that each situation is different and no one method is likely to prove successful in all circumstances. However, in the absence of any indication of the kind of competences required to teach issues safely and fairly it is impossible to devise a rational training regime or help teachers improve their effectiveness in any way. However, although it may not be possible to categorise types of issue, it is possible to categorise the types of problem or challenge which they set for the teacher, e.g., hostility between students, expressions of prejudice, the suspicions of external stakeholders. Stradling (1984) calls these 'classroom dilemmas'⁵⁶. By considering what is required to resolve these kinds of dilemmas, both general and more specific, it is possible to arrive at a set of competences that can be used to inform training or teacher self-development. At the end of this Scoping Paper is appended (Appendix I) a suggested list of such competences.

RECOMMENDATIONS

On the basis of these conclusions it is recommended that:

- The teaching of controversial issues be considered a priority area for teacher training in education for democratic citizenship and human rights education, both for new and existing teachers,

56. Stradling (1984), p113

- ▶ Training in this area should build on existing training materials wherever possible
- ▶ Training materials should be applicable to and accessible across all European member states, all phases of education and types of school and all teachers, regardless of their subject specialism
- ▶ The target of training in the first instance should be for classroom teachers - while training for school leaders and managers is also important, for the sake of clarity this may be better dealt with in a later phase of training
- ▶ Training should cover the range of teacher competences, personal as well as theoretical and practical – e.g., those set out in Appendix I
- ▶ Training should begin at a basic level, presupposing no previous experience of working on these competences – more advanced training could be offered later
- ▶ Consideration should also be given to the inclusion of aspects of practice which appear not to be dealt with in any depth in existing resources, e.g., developing the concept (i.e., teaching 'about', as opposed to 'through' or 'for') of controversial issues in students, methods for dealing with spontaneous questions and remarks, and the basis on which teachers should decide whether or when they should reveal their own opinions and allegiances to students
- ▶ The role of a whole-school approach and the participation of external stakeholders in the teaching of controversial issues, while important, is also better left to a later phase of training
- ▶ Consideration should be given to the idea of developing a training course which would be 'modular' in construction, e.g., the first module being a foundation course for classroom teachers, the second a more advance course or a module for school leaders on a whole-school approach, a third one involving parents or other stakeholders, a fourth one for students and so on.

APPENDIX I

TEACHER COMPETENCES FOR TEACHING CONTROVERSIAL ISSUES

1. PERSONAL

- ▶ Awareness of one's own beliefs and values and how these have been shaped through personal experience and self-reflection, and the potential impact of these on one's teaching of controversial issues.
- ▶ Awareness of and self-reflection on the pros and cons of revealing one's own beliefs and values to students and to have decided a personal policy on this on the basis of the benefits to students and one's sense of personal integrity.

2. THEORETICAL

- ▶ Understanding how controversy arises and the ways it is resolved in a democracy, including the role of democratic dialogue and peaceful conflict-resolution.
- ▶ Understanding the role of teaching about controversial issues in education for democratic citizenship and human rights education, including, its aims and objectives, its methods and its challenges and how they may be overcome.

3. PRACTICAL

- ▶ Using a range of teaching roles – e.g., 'neutral chairperson', 'balanced' approach, 'devil's advocate' and 'stated commitment', selecting and implementing these appropriately according to circumstance.
- ▶ Managing controversial subject matter sensitively and safely through the selection and implementation of appropriate teaching strategies, e.g., establishment of ground rules, de-personalizing and distancing strategies, use of structured discussion formats, etc.
- ▶ Presenting issues fairly in the absence of neutral, balanced or comprehensive sources of information, e.g., through the use of problem- or enquiry-based learning.
- ▶ Handling spontaneous questions and remarks of a controversial nature with confidence, turning them into positive teaching opportunities.
- ▶ Co-operating with other stakeholders over the introduction and teaching of controversial issues – e.g., school staff, parents or others - to enrich the learning experience of students and extend responsibility for and ownership of the challenge.

REFERENCES

- Ashton E & Watson B (1998). 'Values education: a fresh look at procedural neutrality', *Educational Studies*, 24(2): pp.183-93.
- Berg, W., Graeffe, L. & Holden, C. (2003). *Teaching Controversial Issues: A European Perspective*. London: London Metropolitan University.
- Brett, P., Mompoin-Gaillard, P. and Salema M. H. (2009). *How All Teachers Can Support Citizenship and Human Rights Education: A framework for the development of competences*. Strasbourg: Council of Europe.
- CDVEC CURRICULUM DEVELOPMENT UNIT (2012). *Tackling Controversial Issues in the Citizenship Classroom: A Resource for Citizenship Education*. Dublin: Curriculum Development Unit/Professional Development Service for Teachers.
- CitizED (2004). *Teaching Controversial Issues: Briefing Paper for Trainee Teachers of Citizenship Education Teachers*. London: CitizED.
- Claire, H. (2001). *Dealing with Controversial Issues with Primary Teacher Trainees as Part of Citizenship Education*. London: London Metropolitan University.
- Claire, H. & Holden, C. (Eds) (2007). *The Challenge of Teaching Controversial Issues*, Stoke on Trent: Trentham Books.
- Clarke, P. (1992). 'Teaching controversial issues', *Green Teacher* 31. New York: Niagara Falls, NY.
- Cowan, P. & Maitles, H. (2012). *Teaching Controversial Issues in the Classroom: Key Issues and Debates*. London: Continuum.
- Crick Report (1998). *Education for Citizenship and the Teaching of Democracy in Schools*. London: QCA.
- Cremin, H. and Warwick, P. (2007). 'Subject knowledge in Citizenship' in L. Gearon. (ed) *A Practical Guide to Teaching Citizenship in the Secondary School*. London: Routledge. pp.20-30.
- Dearden, R. F., (1981). 'Controversial issues in the curriculum', *Journal of Curriculum Studies*, 13, (1), pp. 37-44.
- Fiehn, J. (2005). *Agree to Disagree: Citizenship and controversial issues*. London: Learning and Skills Development Agency.
- Hess, D. E. (2009). *Controversy in the Classroom: The Democratic Power of Discussion*, London: Routledge.
- Huddleston, T. & Kerr, D. (2006). *Making Sense of Citizenship: A CPD Handbook*. London: John Murray.
- Huddleston, T. & Rowe, D. (2015). 'Discussion in citizenship' in L. Gearon (Ed) *Learning to Teach Citizenship in the Secondary School: A companion to school experience*. Abingdon: Taylor and Francis, pp.94-103.
- Kelly, T. (1986). 'Discussing controversial issues: four perspectives on the teacher's role', *Theory and Research in Social Education*, 14(2):pp.113-118.
- Lambert, D. & Balderstone, D. (2010). *Learning to Teach Geography in the Secondary School: A companion to school experience*. London: Routledge.
- Oliver, D.W & Shaver, J.P. (1974). *Teaching Public Issues in the High School*. Logan UT: Utah State University Press.

- Oulton, C., Day, V., Dillon, J. & Grace, M. (2004). 'Controversial Issues – Teachers' attitudes and practices in the context of Citizenship Education', *Oxford Review of Education*, 30.(4), pp.489-507.
- Oxfam (2006). *Teaching Controversial Issues*. Oxford: Oxfam.
- Philpott, S., Clabough, J., McConkey, L. & Turner, T. (2013). 'Controversial issues: To teach or not too teach? That is the question' *The Georgia Social Studies Journal*, Spring 2011, 1, (1), pp.32-44.
- Scarratt, E and Davison, J. (Ed) (2012). *The Media Teacher's Handbook*. Routledge: Abingdon.
- Soley, M. (1996). 'If it's controversial, why teach it?', *Social Education*, January, pp.9-14.
- Stenhouse, L. (1970). 'Controversial Values Issues' in (Ed) Carr, W., *Values in the Curriculum*. Washington DC: NEA, pp.103-115.
- Stenhouse, L. (1983). *Authority, Education and Emancipation*, London: Heinemann.
- Stradling, R., Noctor, M., Baines, B. (1984). *Teaching Controversial Issues*. London: Edward Arnold.
- Wales, J. & Clarke, P. (2005). *Learning Citizenship: Practical Teaching Strategies for Secondary Schools*. Abingdon: Routledge Falmer.
- Wegerif, R. (2003). 'Reason and Creativity in Classroom Dialogues', *Language and Education*, 19 (3), pp.223-237.
- Wilkins, A. (2003). 'Controversy in citizenship is inevitable', *Citizenship News: LSDA*, July 2003.

ON-LINE RESOURCES

- Association for Citizenship Teaching (ACT) (2014). CPD Module on 'Teaching Controversial Issues - Teaching Guide (2103) at:
http://www.teachingcitizenship.org.uk/sites/teachingcitizenship.org.uk/files/NCS%20Teaching%20Guide_V4i.pdf
<http://www.teachingcitizenship.org.uk/resource/act-citizenship-cpd-module-9-teaching-about-controversial-issues>
<http://www.teachingcitizenship.org.uk/resource/act-citizenship-cpd-module-b-controversial-issues-citizenship-primary>
- Citizenship Foundation (2004). 'Teaching about controversial issues' at: http://www.citizenshipfoundation.org.uk/lib_res_pdf/0118.pdf
- Clarke, P. (2001). Teaching Controversial Issues: a four step classroom strategy at: www.bced.gov.bc.ca.abed
- Crombie, B. & Rowe, D. (2009). Guidance for schools on dealing with the BNP (ACT) at: http://www.teachingcitizenship.org.uk/news_item?news_id=215
- Curriculum Development Unit (2012). Tackling Controversial Issues in the Citizenship Classroom: a resource for citizenship education
http://www.curriculum.ie/pluginfile.php/3018/mod_resource/content/1/Controversial%20issues.pdf
- PSHE Association (2013). Teaching 'Sensitive' Issues at:
<http://www.pshe-association.org.uk/content.aspx?CategoryID=1173>
- Richardson, R. (2011). 'Five Principles on Teaching about Controversial Issues', Instead at: <http://www.instead.co.uk/>

Part B

PROGRAMME OF TRAINING ACTIVITIES

THE PROGRAMME OF TRAINING ACTIVITIES

The Programme of Training Activities consists of a series of **active and reflective learning exercises** exploring the **teaching of controversial issues** in the context of democratic citizenship and human rights education.

It is designed to help teachers and educators recognise the **value of engaging young people in controversial issues in their classrooms and schools** and to develop the **confidence and capability** to manage this safely and effectively.

The Programme is divided into **three sections**:

- **Section One: Introducing Controversial Issues** introduces the **concept** of controversial issues and some of the **challenges** of teaching them in classrooms and schools;
- **Section Two: Teaching Methods** examines some of the **teaching methods** which can be employed for introducing controversial issues **safely**;
- **Section Three: Reflection and Evaluation** provides ideas for **self-evaluation** and **follow-up** activities.

IMPLEMENTING THE PROGRAMME OF TRAINING ACTIVITIES

The activities form a **unified programme** to be implemented over the course of a **two-day training seminar**. Where less time is available, individual activities may be selected and put together to form a **shorter programme**, or used as **stand-alone sessions**.

The activities are **designed to be used across all European countries** and to be **accessible for the full range of school phases and types** - from primary to upper secondary and high school to vocational. They are **suitable for all teachers**, specialists and non-specialists – but are likely to be of particular interest to those responsible for planning and teaching civic and citizenship education, social studies and humanities subjects.

Instructions for each activity are set out clearly in a **step-by-step** way – including the theme, method, expected outcomes and time needed. However, these are only meant as a guide. The ultimate decision as to how the activities are implemented is the **responsibility of the facilitator/trainer**.

OUTCOMES

The overall aim of the Programme of Training Activities is the **development of participants' professional competences** for teaching controversial issues.

These competences fall into **three** categories:

- **Personal competences** – including the ability to reflect on one's personal beliefs and values and their impact in the classroom, and to judge when it is and isn't appropriate to share them with students.

- **Theoretical competences** – including understanding the nature of controversy in a democracy and the role of dialogue and peaceful conflict resolution, and the corresponding value of controversial subject-matter in democratic citizenship and human rights education.
- **Practical competences** – including the ability to adopt a range of teaching roles in the classroom, use a range of strategies to manage controversial issues sensitively, present issues fairly in the absence of the full facts, handle controversial student off-the-cuff remarks and co-operate with other stakeholders.

■ While some of these competences are linked to specific activities, others tend to run transversally through the programme as a whole. Facilitator/trainers should **familiarise themselves with these goals and refer to them whenever the opportunity arises**.

THE ROLE OF THE FACILITATOR/TRAINER

The role of the facilitator/trainer is to **guide** participants through the Programme of Training Activities, preparing the materials required, gearing exercises towards the interests and needs of the participants, managing time effectively and bringing out and reinforcing important learning points.

■ The facilitator/trainer should be aware that it is **not their job to tell teachers how to teach**: this is for participants to decide. The facilitator/trainer can, however, make participants aware of the likely consequences of particular actions or policies, e.g., of taking sides in a classroom debate, as a way of informing their decisions.

■ It is important that the facilitator/trainer should **make it clear from the outset that they have no 'hidden agenda'**: their role is simply to guide participants through the programme. They should explain that they are not there to change participants' views or to judge them on account of opinions they hold or do not hold on an issue. On the contrary, they should **ask participants for their opinions and experiences**, and, whenever possible, create opportunities for them to share these with others.

■ One problem that is quite likely to arise is that **participants may be expecting or ask for factual information on specific controversial issues**, e.g., on the spread of Islamic extremism, or on the numbers of migrants (legal and illegal) moving between European countries, or the conflict between Israel and Palestine, or scientific research on climate change, etc. If this happens, the facilitator/trainer should explain politely that **the purpose of the programme is to explore general principles** which can apply to any issue, not to analyse particular issues in depth. It would be a **practical impossibility** for the facilitator/trainer to provide enough information to satisfy every participant. They might also add that although ascertaining the facts is an important aspect of analysing an issue, it is important not to put too much reliance on it. **'Facts' can often be unreliable or disputed**. Even if it were desirable, **it would never be possible to ascertain the full facts** about a situation. **Rather, what is more important is how, in the absence of the full facts, one can present a disputed issue fairly** in the classroom. (This is the subject of Activity 2.5).

SECTION 1: INTRODUCING CONTROVERSIAL ISSUES

	Activity	Theme	Method	Outcomes	Duration
1.1	Intro	What are 'controversial issues' and why are they important?	Power point presentation	Define the term 'controversial issues', give relevant examples and reasons for teaching them	20 minutes
1.2	Musical Chairs	The emotional dimension of controversial issues	Paired exercise exploring participants' personal opinions on issues	Aware of the emotional dimension of controversial issues and its implications for classroom climate and management	20-25 minutes

	Activity	Theme	Method	Outcomes	Duration
1.3	Blob Tree	Participants' feelings at the outset of the Programme	Cartoon-based self-evaluation exercise	Aware of initial strengths and weaknesses as a basis for development	10 minutes
1.4	Hot or Cold?	What makes an issue controversial?	Ranking exercise with post-it notes	Aware of a range of factors that can make an issue controversial and the challenges they pose for the teacher	20-25 minutes
1.5	Baggage Check	How teachers' personal beliefs and values impact on their teaching of controversial issues?	Small group discussion and period of silent reflection	Aware of how their own beliefs and values might impact on their teaching of controversial issues	20-30 minutes

SECTION 2: TEACHING METHODS

	Activity	Theme	Method	Outcomes	Duration
2.1	Whose side are you on?	How to approach conflicting opinions and truth-claims in the classroom?	Small group discussion	Aware of a range of teaching approaches, their advantages and disadvantages and when they are best used	30-40 minutes
2.2	Changing Perspectives	Using 'de-personalisation' techniques to protect student sensitivities	Paired work – translating 'personal' into 'societal' statements	Familiar with 'de-personalisation' techniques	30-50 minutes
2.3	The School on the Edge of the Forest	Using 'distancing' techniques to defuse particularly sensitive issues	Story and role-playing a public meeting	Familiar with 'distancing' techniques	40-50 minutes
2.4	Other People's Shoes	How to help students appreciate other people's points of view?	Whole group card exercise on responses to a controversial question	Familiar with techniques for helping students to appreciate alternative views	30-40 minutes
2.5	World Cafe	How to handle issues even-handedly and fairly without the need for extensive background information?	Formulating and answering questions in small groups	Familiar with techniques of collective problem-solving	30 minutes
2.6	Forum Theatre	Dealing with insensitive remarks	Role playing teacher responses to insensitive remarks	Deals positively with insensitive remarks and	25-30 minute

SECTION 3: REFLECTION AND EVALUATION

	Activity	Theme	Method	Outcomes	Duration
3.1	Snowball	Identifying learning goals for the teaching of controversial issues	Small group discussion	Able to identify appropriate learning goals for the teaching of controversial issues	30 minutes
3.2	Lesson Plan	How to plan learning activities on controversial issues?	Individual and/or small group work	Have an outline plan for a 1-hour learning activity on a controversial issue	20 minutes
3.3	Blue Letters	Evaluating the Training Programme	Writing a letter to the facilitator/trainer	Aware of how the Training Programme may be improved – (facilitator/trainer)	5 minutes
3.4	Fun Tree	Evaluating own learning	Personal reflection and post-it notes activity	Aware of current level of professional competence and areas for further improvement – (participants)	10 minutes

SECTION ONE: INTRODUCING CONTROVERSIAL ISSUES

ACTIVITY 1.1: INTRODUCTION

There is a growing consensus across Europe that learning to engage with controversial issues is a vital element in education for democracy and human rights. It develops independent thinking and fosters intercultural dialogue and tolerance and respect for others, as well as a critical approach to the media and the ability to resolve differences democratically without resort to violence. The activity which follows is designed to introduce participants to concept of controversial issues as defined in current literature, the sort of issues it includes and the arguments for teaching about them in the classroom and school.

Aim

To introduce the concept of controversial issues and consider the arguments for teaching controversial issues in classrooms and schools

Outcomes

Participants:

- ▶ Are able to give a formal definition of the term 'controversial issues';
- ▶ Are able to identify current examples of issues coming under this definition;
- ▶ Are aware of and understand the different arguments for teaching controversial issues in school.

Duration

20 minutes

Resources

You will need:

- ▶ Power point slides
- ▶ Laptop and projector

Preparation

You need to prepare a short Power point presentation explaining what controversial issues are and why they are important in education for democratic citizenship and human rights. This should include:

- ▶ A definition of the term 'controversial issues';
- ▶ Some current examples of controversial issues;
- ▶ A list of reasons for teaching controversial issues.

A definition, ideas of examples and a list of reasons for teaching controversial issues can be found in the Support Material below.

Tip

Given the title of the Programme, participants are quite likely to come to the training sessions expecting something 'really controversial'. So do not 'pull any punches' in choosing the examples to illustrate your presentation – the more controversial the better. Try to use a range of different types, from local to global, but make sure they are ones with which participants are already familiar and would recognise as potentially controversial in a school context. A slide sequence of images each illustrating a specific issue would be particularly effective as an initial stimulus, e.g., of immigration/emigration, extremism and radicalisation, climate change, gender violence, sexual identity, LGBT rights, cyberbullying, corruption, political protest, violence in schools, animal experimentation or GM-crops.

Nine reasons for teaching controversial issues

1. Controversial issues are by their very nature **highly significant issues** in the life of society - learning about these should be part of every young person's social and political education.
2. Debating controversial issues is part of the **democratic process** – it helps young people to develop some of the essential competences of democratic citizenship, such as open-mindedness, curiosity, willingness to understand the other, tolerance, and the skills of democratic debate and peaceful conflict resolution.
3. Young people are **bombarded by information** on controversial issues on a daily basis through their use of modern communication technologies, such as mobile phones, Twitter, Facebook, etc., - they need help to be able to make sense of and deal with these.
4. The media often present controversial issues in **partial and misleading ways** - in the absence of help elsewhere, it is the duty of the school to make sure young people gain a balanced understanding of issues which have the potential to make such a difference to their lives.
5. There are **new controversies** arising all the time – by learning how to deal with controversial issues now young people will be better prepared to deal with them in the future.
6. Investigating controversial issues demands a range of **critical thinking and analytical skills** – it helps young people to learn how to weigh up evidence, detect bias and make judgments on the basis of reason and evidence.
7. Engaging with controversial issues can make a positive contribution to young peoples' **personal and emotional development** – it helps them to understand their emotions and clarify their values, become better learners and more confident individuals.
8. Teaching about controversy issues involves **real-life, up-to-date issues** – they help to bring citizenship and human rights education to life.
9. Students very often **raise controversial issues themselves** regardless of the topic of the lesson – it is better for the teacher to be prepared in advance for how to deal with such events than to have to respond 'off the cuff'.

ACTIVITY 1.2: MUSICAL CHAIRS

Feelings can run high when controversial issues are discussed in public. The more strongly we feel about an issue the more likely we are to see the views we hold about it not as added extras but as fundamental to our sense of who we are as people. Thus there is a tendency to interpret attacks on our ideas and arguments as attacks on us as individuals and to feel apprehensive or embarrassed about expressing our opinions to people we do not know or trust. The following activity is designed to help participants explore the emotional dimension of controversial issues and its implications for classroom climate and management. It is also designed as an 'icebreaker' to help participants to get to know each other better.

Aim

To explore the emotive nature of controversial issues and its implications for classroom climate and management

Outcomes

- Participants:
 - ▶ Are aware of the emotive nature of controversial issues;
 - ▶ Are able to identify the kinds of emotions that are likely to arise when controversial issues are discussed;
 - ▶ Are aware of the implications of these for classroom climate and management.

Duration

20-25 minutes

Resources

- You will need:
 - ▶ A list of controversial statements
 - ▶ Facility for playing music, e.g., CD player, laptop and speakers

Preparation

Think of some controversial statements, say 5 or 6. Try to choose examples which participants will find particularly emotive, which will divide opinion between them and are likely to be of interest and relevance to the young people they teach.

Sample statements for discussion

- ▶ 'There is too much emphasis on children's' rights and not enough on children's' responsibilities'
- ▶ 'Gay couples should be able to adopt'
- ▶ 'The EU is a waste of time and money and should be disbanded'
- ▶ 'Parents should not be allowed to smack their children'
- ▶ 'Nuclear weapons are necessary in order to preserve world peace'
- ▶ 'Young people should be able to vote from age 16'
- ▶ 'They should bring back the death penalty for those found guilty of acts of violent extremism'
- ▶ 'Animals should have the same rights as humans'
- ▶ 'Assisted euthanasia is a humane way to die and should not be prosecuted'
- ▶ 'Parents should be able to design their babies – it's a consumer choice'
- ▶ 'The rich should be taxed less because they create wealth that leads to jobs'
- ▶ 'There should be no limits on the movement of people between countries'
- ▶ 'Gender equality is mainly about women and leads to discrimination against men'
- ▶ 'Cannabis should be legalised'
- ▶ 'Sexual identity is shaped by society and not by nature'
- ▶ 'Politicians are just in it for themselves'
- ▶ 'People who smoke and are overweight should pay more for their healthcare'
- ▶ 'The discourse of human rights and equalities legislation has gone too far and is leading to a 'risk averse' society'

Method

1. Scatter chairs randomly around the room in two's facing each other, one for each participant.
2. Tell participants that they are about to hear some music. When the music starts they should begin walking randomly around the room – or dancing, if they feel like it. When you stop the music, they should quickly sit down on the nearest chair – so everyone ends up in pairs facing each other. At this point you will read out a statement. The person in each pair who was the last to sit down has 30 seconds to tell their partner their personal views on the issue read out. During this time the partner should remain silent and not give any indication of whether they agree or disagree. Then it is the other partner's turn to express their views on the statement for 30 seconds.
3. Play the music and read out one of the statements prepared earlier.
4. Start the music again and repeat the process.
5. Do this several times for as many statements as you have or as time allows. As a variation, when everyone has got the idea you could ask for participants' own suggestions of statements to discuss – but insist on topics which are 'really controversial'.
6. Arrange the chairs into a circle for discussion.

Tip

Some participants may be worried about being asked to reveal their private opinions in public. (This, in fact, is a lesson in itself). Tell them that it is the only exercise in which they will be asked to do this. They will only be speaking to one person at a time and they will not be judged on any views they express or don't express. Explain that it is important for them to be put into this situation to be able to appreciate and deal with the emotions that are likely to arise when controversial issues are discussed in school.

Discussion

■ Lead a discussion on the feelings participants experienced during the exercise and what they can learn from this about handling controversial issues in the classroom, e.g., What do they think about expecting students to reveal their personal opinions in class? What kind of classroom climate do they think is most helpful for discussions on controversial issues and how is it created? What do they think about having classroom or school rules to govern discussion?

Tip

It is a good idea to keep the discussion relatively brief at this stage. Explain that there will be more opportunities for reflection and dialogue as the programme unfolds.

[Activity adapted from: <http://www.anti-bias-netz.org/>]

ACTIVITY 1.3: BLOB TREE

■ Self-reflection is an important aspect of teachers' professional development. The following activity is designed to help participants reflect on and record their feelings in the initial stages of the Programme.

Aim

■ To help participants reflect on and record their feelings at the outset of the Programme.

Outcomes

■ Participants:

- Recognise their initial strengths and weaknesses in relation to the teaching of controversial issues as a basis for development.

Duration

■ 10 minutes

Resources

■ You will need:

- Copies of the Blob tree cartoon

Preparation

■ Make copies of the Blob tree cartoon below – one for each participant

Method

1. Hand out copies of the Blob tree cartoon.
2. Ask participants to look at the cartoon silently for a few moments and decide which of the characters most represents the way they are feeling right now – about the Programme and the prospect of teaching some of the controversial issues that have been mentioned. They colour or shade in the character they have chosen.
3. Allow a few more minutes for participants to share their choice with others if they wish, but stress that there is no compulsion to do this if they don't want.
4. Explain that you will return to this at the end of the Programme and see whether or how their feelings may have changed by then.

ACTIVITY 1.3: SUPPORT MATERIAL

Blob tree



© Pip Wilson

ACTIVITY 1.4: HOT OR COLD?

■ Why are some issues controversial? What makes some issues more controversial than others? The following activity is designed to help participants explore the factors that make issues controversial and the challenges posed by different types of issue in the classroom and school.

Aim

■ To explore the different factors that make issues controversial and the challenges posed by different types of issue in the classroom and school.

Outcomes

■ Participants:

- ▶ Are aware of the sorts of factors that make issues controversial;
- ▶ Recognise the challenges that different types of issue pose in the classroom and school.

Duration

■ 20-25 minutes

Resources

■ You will need:

- ▶ Post-it notes – several for each participant
- ▶ Three large labels - 'HOT', 'COLD' and 'LUKEWARM'
- ▶ A blank wall
- ▶ Handouts

Preparation

■ Find an area of blank wall and attach a large label saying 'HOT' at one end. Attach another label saying 'COLD' at the other end, and one saying 'LUKEWARM' in the middle. Make copies of the Handout on factors that make issues controversial – one for each participant – or convert it into a Power point slide (Support Material below).

Method

1. Give participants some post-it notes, say 5 or 6 each.
2. Ask them to think of examples of controversial issues and write one on each of their post-it notes. Explain that there is no need to 'play safe' – they can be as controversial as they like.
3. Encourage them to reflect on how they feel about teaching the controversial issues they have chosen.
4. Ask them to stick each of their post-it notes on the wall in the position that indicates how comfortable or uncomfortable they feel about teaching it - COLD for completely comfortable, HOT for too hot to handle and 'LUKEWARM' for no feelings either way.
5. Give them a few minutes to look at the issues other people have chosen and where they have positioned them.
6. Arrange chairs into a circle for discussion.

Tip

This exercise is best done in silence. It allows participants to develop and express their own concerns and anxieties without being influenced by anyone else.

Variations

There are several variant exercises on the same theme, any one of which may be used in preference to the one above:

Washing line - A piece of string is fastened across the room at head height. One end is designated 'COLD' and one 'HOT' and the middle 'LUKEWARM'. Participants write their issues on cards and attach them to the line with clothes pegs.

Voting with their feet - A number of controversial issues are written on cards and placed on the floor. As each one is addressed in turn, participants move close to or further away from the issue depending on how comfortable/uncomfortable they feel about teaching it.

Walking the line - A line is marked out across the room with tape or a piece of string. The facilitator/trainer calls out a number of issues and participants position themselves on the line according to how comfortable or uncomfortable they feel about teaching each topic – HOT and uncomfortable at one end and COLD or very uncomfortable at the other end.

Graffiti wall - A space on the wall is designated as the 'Graffiti Wall'. Participants write their controversial issues on 'post-it notes and stick them on the wall with comments about how comfortable or uncomfortable they feel about teaching them. They read what others have written and add their own comments on post-it notes.

Discussion

■ Give out copies of the handout and lead a discussion on the challenges different types of issue pose in the classroom.

Tip

The challenges of teaching controversial issues tend to fall into a number of distinct categories. To help facilitate discussion on this topic, it is helpful to draw up a list in advance as prompts. It could include:

The role of the teacher

Whose side should the teacher take in an argument?

How can the teacher avoid criticisms of bias or indoctrination?

Classroom climate and control

How can the teacher foster a safer learning environment?

How can the teacher keep control in the classroom?

The teacher's knowledge of the issues

How can the teacher ensure that they know about the issue(s) being addressed?

How can they come across as knowledgeable about the issue(s)?

The personal experiences and reactions of young people to the issues

How can they reduce the risk of students getting upset or offended?

How do they handle it if students get upset?

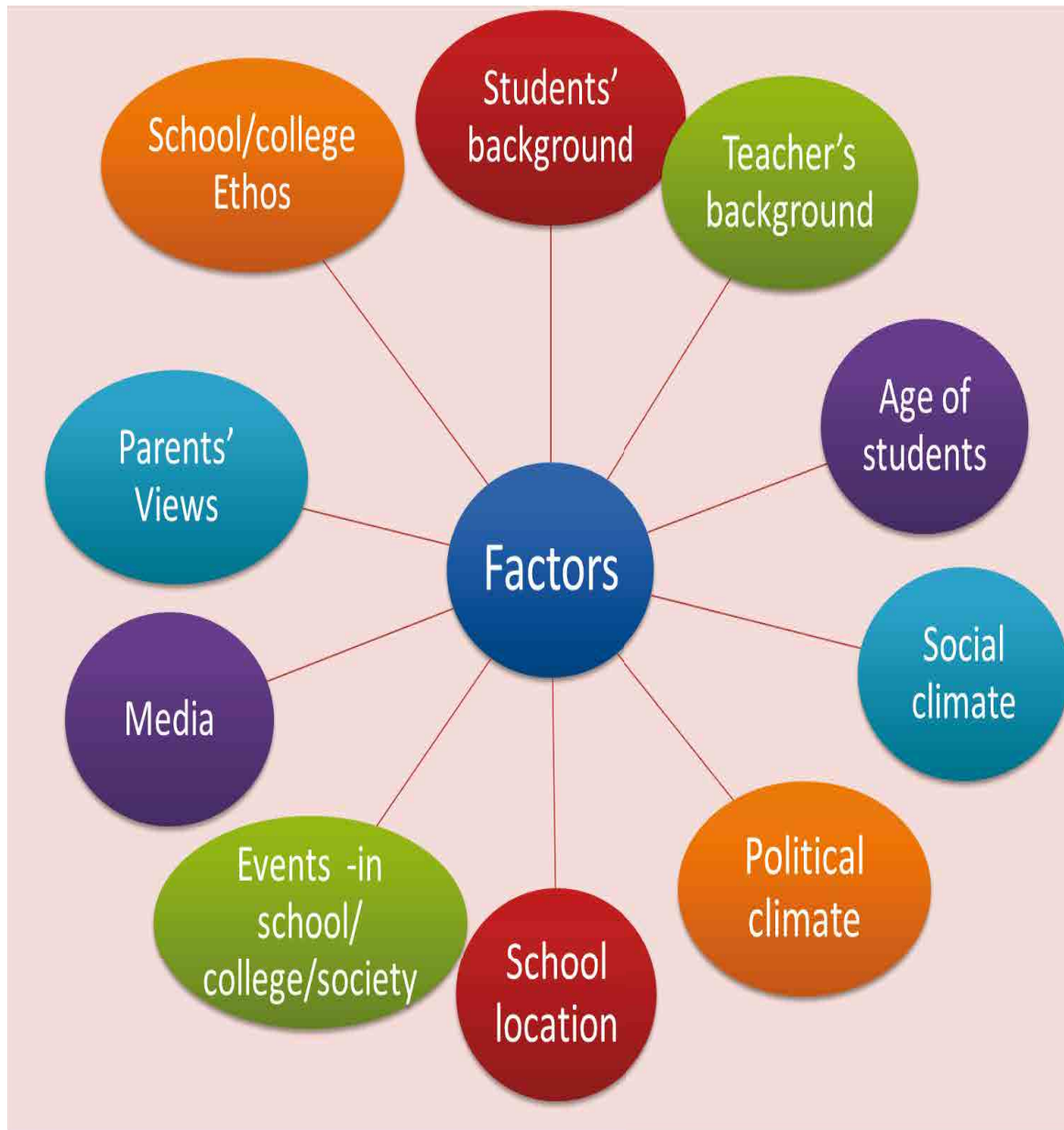
Timeframe

How do they fit all this into a lesson or series of lessons?

Where do they draw the line in terms of how long an issue is discussed?

ACTIVITY 1.4: SUPPORT MATERIAL

Factors that make issues controversial



ACTIVITY 1.5: BAGGAGE CHECK

Everyone carries round with them a set of beliefs and values which affect the way they see the world and operate in it. This is sometimes known as 'cultural baggage'. These beliefs and values often go un-noticed by the people who hold them. They do not see that their experience is being filtered in this way. Teachers are no different in this respect. The exercise which follows is designed to explore the way teachers' beliefs and values can affect their attitudes towards controversial issues, and to encourage participants to reflect on the impact of their own beliefs and values on their handling of controversial issues in the classroom and school.

Aim

To explore how teachers' beliefs and values can affect their attitudes towards controversial issues and to encourage participants to reflect on the impact of their own beliefs and values.

Outcomes

Participants:

- Understand how a teacher's personal beliefs and values may influence their professional approach to controversial issues;
- Become more aware the impact of their own beliefs and values on their actions as teachers.

Duration

20-30 minutes

Resources

You will need:

- Sets of discussion cards
- Blank cards
- Some small bags
- Flipchart & pen

Method

Make some sets of discussion cards using the model provided in the Support Material below. Choose names and character 'types' which are likely to be familiar to your participants. As the cards are for small group work, you will need as many sets as the number of the groups you intend to create. Put each set into a small bag – paper or carrier bags will do. You will also need some blank cards, one for each participant, for the end of the exercise.

Process

1. Divide participants into small groups.
2. Give each group a bag containing a set of discussion cards. Explain that each card contains information about a teacher (no one they know!).
3. Tell groups to pick one of the teachers (cards) out of their bag at random.
4. Ask them to read the information about the teacher on their card and discuss how they think it might influence the position that person takes on controversial issues and the way he or she handles them in the classroom and school.
5. Give groups a few minutes to talk about this, then repeat the process two or three times with some more cards.
6. Re-arrange the chairs into a circle and ask for a few volunteers to report on their conclusions – taking the cards one by one and noting any disagreements between the interpretations of different groups as they go on.
7. Introduce and explain the notion of 'cultural baggage' and its relevance for teaching controversial issues.

Discussion

Lead a discussion on the way teachers' beliefs and values can influence their handling of controversial issues, e.g., where do they see a teacher's beliefs and values as coming from? How easy do they think it is for teachers to identify their own prejudices and assumptions?

Draw the discussion to a close by asking participants to reflect personally on their own beliefs and

values as teachers and how these might relate to their handling of controversial issues. Give each participant a blank card on which to write a sentence about themselves using the model of the discussion cards. Encourage them to reflect seriously on this and its implications for how they approach issues in the classroom and school. Tell them that this is for their private use only and does not have to be shared with anyone else. The exercise should be done in silence. After 3 or 4 minutes allow those who want to share their thoughts to find a partner to talk to, but emphasise that this is not compulsory.

Tip

The period of self-reflection at the end is essential to this exercise. It is important to reserve sufficient time for it.

Suggestion

A suggestion from Ireland is to follow up discussion of the personal 'baggage' teachers bring with them to school with a consideration of the official 'baggage' they take on when they become public employees. This includes the legal responsibilities they bear through formal legislation and official policy as well as through the expectations of school leaders and inspectors, and the moral imperatives that come with being a member of the teaching profession.

Variations

Which one is the terrorist? A group of trainee teachers in the UK devised an exercise in which participants are given a number of pictures of people's faces (cut out from magazines) and asked to decide: 'Which one is the terrorist?' There is no correct answer, but participants are encouraged to reflect on what was going on in their heads when they were making their decisions: 'What were you looking for?' They think about the criteria they were applying and the extent to which they were conscious of these at the time.

Which one is the heterosexual? A similar exercise with faces is used in sex and relationships education in Sweden. This time the question asked is: 'Which one is the heterosexual?'

This kind of exercise works best when the faces used are so chosen that they give no indication of what the answer to the question might be. The pre-conceived notions or stereotypes are all in the heads of the participants.

ACTIVITY 1.5: SUPPORT MATERIAL

Model discussion cards

Karina ... loves folk music and folk dancing, is highly patriotic and a member of a nationalist political party	Peter ... was brought up in a strict religious family, does not drink or smoke and takes a leading part in religious services at his place of worship
Deepa ... originally came to this country as a refugee and has never forgotten how badly she was treated in her first few years here	Helena ... lived for a while in a women's refuge and is a strong supporter of women's rights
Ali ... is a trades union representative and campaigns on a range of human rights issues, especially working conditions at home and abroad	Rolf ... re-trained as a teacher after several years in the army where he rose through the ranks to become an officer
Tatiana ... comes from one of the oldest and wealthiest families in the country and received her own education abroad	Wim ... has been in a same-sex relationship for a number of years, but he thinks no one in school knows about it

SECTION TWO – TEACHING METHODS

MEETING THE CHALLENGE

■ Central to the successful teaching of controversial issues is the teacher's knowledge of appropriate teaching methods and the competence or capability and confidence to apply them effectively in the classroom and school. There is always a certain amount of risk in introducing sensitive subject-matter, but with the judicious use of the appropriate teaching techniques the element of risk can be reduced considerably.

■ There are a number of **key pedagogical challenges** to be faced, including:

- ▶ How to respond to conflicting **truth-claims** among students, including whether to take sides on an issue – so that the teacher does not feel compromised or the students sense there is a 'hidden agenda'?
- ▶ How to protect the **sensitivities of students** from different backgrounds and cultures and of those with a personal or family involvement in the topic – so that students do not feel embarrassed, victimized or alienated, or are subject to harassment or bullying?
- ▶ How to **defuse tension** and prevent discussions from over-heating – so that classroom control is maintained and students are able to discuss freely?
- ▶ How to encourage students **to listen to other people's points of view** – so that students come to respect other people and appreciate their opinions?
- ▶ How to handle controversial issues **even-handedly** without detailed background knowledge or trustworthy sources of evidence on a topic – so that teachers do not feel compromised or vulnerable to criticisms of partiality or incompetence?
- ▶ How to respond to **unexpected questions** about controversial issues and deal with **insensitive remarks** – so that the teacher's integrity is maintained and other students do not feel hurt or offended?

These challenges are addressed in Section 2 of the Programme of Training Activities. Each of the activities in this Section focuses on a separate problem and features a different teaching method. Participants experience the teaching methods in action through active learning exercises which are replicable in the classroom and school. They discuss what they have learned from each exercise and share ideas with each other.

ACTIVITY 2.1: WHOSE SIDE ARE YOU ON?

Teachers are entitled to their views like anyone else. However, this does not necessarily mean that they ought to share them with students, nor that they should favour the students who share their views. So how is a teacher meant to respond to conflicting opinions and arguments in class? Whose side should they take? This exercise is designed to present participants with a range of pedagogical approaches to this question and their respective advantages and disadvantages.

Aim

To explore the advantages and disadvantages of different pedagogical approaches to diversity of opinion in the classroom.

Objectives

Participants:

- ▶ Are aware of range of positions they can take on controversial issues;
- ▶ Understand their respective advantages and disadvantages;
- ▶ Understand the situations in which each can be usefully employed.

Duration

30-40 minutes

Resources

You will need:

- ▶ Flipchart paper & marker pens
- ▶ Discussion cards
- ▶ Paper clips
- ▶ Sticky tape
- ▶ Handouts

Preparation

Using the template provided make some position cards for group work. As there will be six groups, you should make 6 cards – one for each group. You will also need to make copies of the Handout on Teacher Roles in Classroom Discussion – one for each participant.

Process

1. Remind participants that conflict of opinion is a one of the defining features of a controversial issue. One of the challenges of teaching controversial issues is deciding on the position one should take in relation to this. Should teachers take sides? If so, whose side? If not, how do they ensure that issues are handled fairly and that the process of discussing them is a purely educational one? Explain that there are different positions a teacher can take on this and the activity in which they are about to participate is designed to help them evaluate some of these.
2. Divide the participants into 6 groups and arrange each group round a table.
3. Give each group a piece of flipchart paper, a marker pen, a paper clip and one of the position cards.
4. Ask groups to consider the position set out on their card and discuss the advantages and disadvantages of adopting this as a policy for teaching controversial issues. They should note their conclusions on the flipchart paper, dividing it vertically – one side for advantages and one for disadvantages. Explain that they should not use all of the paper at this stage, but leave a portion blank at the bottom for later.
5. After 3 or 4 minutes have elapsed ask groups to attach their position card to the top of their paper with the paper clip and move to another table en bloc.
6. At the next table they read the comments of the previous group – ticking what they agree with and adding their own comments where they disagree or think something is missing.
7. After a few minutes, slightly less time than before, ask them to move to the next table and repeat the process.

8. Repeat the same process until everyone has been round all the tables. Then stick the pieces of flipchart paper on the wall and invite the participants to come up and read them.
9. Re-arrange the chairs into a circle. Give out the Handouts and ask participants to read them quietly, noting the additional information and the names given to different positions.

Discussion

■ Suggest two or three controversial issues and lead a short discussion on the teaching approaches most appropriate for handling these.

■ Draw the discussion to a conclusion by asking participants to try to formulate rule-of-thumb guidelines on when and when not to use the different approaches.

ACTIVITY 2.1: SUPPORT MATERIAL

Position Cards

Always make your own views known	Adopt the role of a neutral chairperson – never let anyone know your own views
Make sure students are presented with a wide range of different views on every issue	Challenge students' views by arguing the opposite from them
Try to support particular students or groups of students by arguing on their behalf	Always promote the 'official' view on an issue - what the authorities expect you to say

Teacher positions on controversial issues

Stated Commitment: In which the teacher always makes known his/her views during discussion.	
Potential strengths <p>Students will try to guess what the teacher thinks anyway. Stating your own position makes everything above board.</p> <p>If students know where the teacher stands on the issue they can discount his or her prejudices and biases.</p> <p>It's better to state your preferences after discussion rather than before.</p> <p>It should only be used if students' dissenting opinions are treated with respect.</p> <p>It can be an excellent way of maintaining credibility with students since they do not expect us to be neutral.</p>	Potential weaknesses <p>It can stifle classroom discussion, inhibiting students from arguing a line against that of the teacher's.</p> <p>It may encourage some students to argue strongly for something they don't believe in simply because it's different from what the teacher thinks.</p> <p>Students often find it difficult to distinguish facts from values. It's even more difficult if the purveyor of facts and values is the same person, i.e. the teacher.</p>

Stated Neutrality:

In which the teacher adopts role of an impartial chairperson of a discussion group.

Potential strengths

Minimizes undue influence of teacher's own bias.

Gives everyone a chance to take part in free discussion.

Provides scope for open-ended discussion, i.e. the class may move on to consider issues and questions the teacher hasn't thought of.

Present a good opportunity for students to exercise communication skills.

Works well if you have plenty of background material.

Potential weaknesses

Students may find it artificial.

Can damage the rapport between teacher and class if it doesn't work.

Depends on students being familiar with the method elsewhere in the school or it will take a long time to acclimatize them.

May simply reinforce students' existing attitudes and prejudices.

Very difficult with less able students.

The role of neutral chair doesn't always suit the teacher's personality.

A Balanced Approach:

In which the teacher presents students with a wide range of alternative views.

Potential strengths

One of the main functions of a humanities or social studies teacher is to show that issues are hardly ever black and white.

Necessary when the class is polarized on an issue.

Most useful when dealing with issues about which there is a great deal of conflicting information.

If a balanced range of opinion does not emerge from the group, then it is up to the teacher to see that the other aspects are brought out.

Potential weaknesses

Is there such a thing as a balanced range of opinions?

It avoids the main point of conveying the impression that 'truth' is a grey area that exists between two alternative sets of opinions.

Balance means very different things to different people – teaching cannot be value-free.

Can lead to very teacher-directed lessons – with the always intervening to maintain the so-called balance.

The Devil's Advocate Strategy:

In which the teacher consciously takes up the opposite position to the one expressed by students or in teaching materials.

Potential strengths

Great fun and can be very effective in stimulating the students to contribute to discussion.

Essential when faced by a group who all seem to share the same opinion.

Most classes seem to have a majority line which needs challenging.

Livens things up when the discussion is beginning to peter out.

Potential weaknesses

Students may identify the teacher with the view he or she is putting forward – parents may worry.

It may reinforce students' prejudices.

Ally:

In which the teacher takes the side of a student or groups of students

Potential strengths

Helps weaker students or marginalised groups in class to have a voice.

Show students how arguments may be built on and developed.

Helps other students to appreciate ideas and arguments they might not otherwise hear.

Sets an example of collaborative working.

Potential weaknesses

Other students may feel it is a subtle way of the teacher promoting his or her own views.

Other students may see it as favouritism.

Makes students think they don't have to bother arguing their corner because you will do it for them.

Official Line:

In which the teacher promotes the side dictated by the public authorities

Potential strengths

Gives the teaching official legitimacy.

Protects the teacher from recriminations by the authorities.

Allows the proper presentation of views which students may have previously only half understood or misunderstood.

Potential weaknesses

Makes students feel the teacher is not interested in hearing their views only his or her own.

Can make teachers feel compromised if they don't share the official view themselves.

There can be conflicting official views promoted by different public authorities, so which does the teacher follow?

There isn't always an official view.

It is possible for an official line to be in breach of human rights legislation.

ACTIVITY 2.2: CHANGING PERSPECTIVES

■ One of the challenging aspects of teaching controversial issues is dealing with issues when **students are personally involved** – such as discussing immigration when immigrant children are in the class. It is made more challenging by not always knowing whether anyone in the class is involved or not. One way of reducing the risk of inadvertently offending personal sensitivities or alienating students is to frame discussion of the issue in societal rather than personal terms. This technique is known as ‘de-personalisation’. In the activity which follows participants explore the advantages and disadvantages of this technique and ways in which it can be applied in practice.

Aim

■ To explore ways in which the personal sensitivities of students may be protected by ‘de-personalising’ the language in which issues are discussed.

Outcomes

■ Participants:

- ▶ Are aware of problems that can arise when students are personally involved in an issue;
- ▶ Understand how some of these problems may be averted by a changing the language used to discuss an issue;
- ▶ Are able to frame statements about controversial issues in less threatening, societal terms.

Duration

■ 30-50 minutes

Resources

■ You will need:

- ▶ Examples of ‘personal’ questions on slips of paper
- ▶ Examples of ‘personal’ questions re-framed as ‘societal’ ones

Preparation

■ Draw up a list of questions on different controversial issues in which the question asked is directed at the students themselves, their families or community, e.g., ‘Do you think it is a sin to be gay?’ Try to choose examples which you think might really compromise some students in the classroom or in school. There are some examples from different countries in the Support Material below. Write the questions on slips of paper. You need one question for every two participants.

■ You will also need two or three ready-made examples of how to re-frame a ‘personal’ question as a ‘societal’ one, e.g.

- ▶ ‘What do you think about migrant workers?’ (PERSONAL)
- ▶ ‘What do people think about migrant workers?’ (SOCIAL)
- ▶ ‘What is your attitude to gay couples adopting?’ (PERSONAL)
- ▶ ‘How does society view gay couples adopting?’ (SOCIAL)

It may be useful to put these on a Power point slide.

Method

1. Introduce the activity by talking briefly about situations where students are personally involved in an issue raised in the classroom or in school. Ask participants for any experience they have of this and any problems it caused, or of situations where it might be a problem.
2. Emphasise the importance of trying to protect young people in this situation and explain the technique of ‘de- personalisation’ using the examples you have already prepared.
3. Divide participants into pairs and give each pair a question to de-personalise.
4. Pairs present their suggestions to the group in turn and speculate on the possible risks of not de-personalising the question they have been given.

Tip

It is usually easier to start with examples using words which explicitly denote the perspective, e.g., 'you' or 'yours' for a personal perspective and 'one', 'someone' or 'society' for a societal one. You can then move on to examples where the perspective is less explicit, e.g., shifting from 'Do you think it is OK to make jokes about religion?' to 'Is it OK to make jokes about religion?'

Variation

In a version of this activity developed in Montenegro participants are divided into groups and given a list of controversial topics, e.g., Roma, domestic violence, contraception. Using these topics groups brainstorm examples of questions which they think would be better de-personalised and try to de-personalise them.

The version used here is an adaptation of the original activity developed in Ireland (CDVEC Curriculum Development Unit (2012) *Tackling Controversial Issues in the Classroom: A Resource for Citizenship Education*).

Discussion

■ Lead a short discussion on the value of de-personalising classroom language, e.g., what do they think are its advantages and disadvantages? How easy do they find it to do? Do they think it is always necessary?

Tip

It is useful to warn participants that, useful though it may be in certain situations, this technique is not applicable all circumstances and should not be made into an absolute rule. Teacher trainers in Ireland, for example, point to the difficulty of addressing issues of religious and intercultural understanding in Northern Ireland without teachers and students bringing in personal perspectives from the society in which they live and have grown up. In addition, there can sometimes be good reasons for asking for personal feelings and opinions, e.g., to deepen understanding of a range of perspectives, to learn more about the influence of culture and history on how issues have evolved and are presented, to increase empathy and to ensure that discussion is realistic and grounded in 'real life'.

ACTIVITY 2.2: SUPPORT MATERIAL

Examples of 'personal' statements

- ▶ How many of **you** weren't born in this country?
- ▶ What does **your** religion say about girl's education?
- ▶ Have **you** ever been bullied?
- ▶ What in **your** opinion is the safest form of contraception?
- ▶ Have **you** ever taken an illegal drug?
- ▶ Do **your** parents hit you when you are bad?

ACTIVITY 2.3: THE SCHOOL ON THE EDGE OF THE FOREST

■ When an issue is particularly sensitive it may be safer to approach it indirectly than tackle it 'head on'. One way of doing this is to use a historical, geographical or imaginary parallel. This technique is known as 'distancing'. It helps prevent explosive topics getting out of hand and enables students to put aside their initial prejudices and assumptions and become more open to the complexity of an issue. In the activity which follows participants explore the benefits of this technique using an imaginary story about a divided society.

Aim

■ To explore ways in which the use of 'distancing' can be used to introduce controversial issues more sensitively and flexibly.

Outcomes

■ Participants:

- Understand the purpose of 'distancing';
- Are able to apply 'distancing' techniques in the classroom and school.

Duration

■ 40-50 minutes

Resources

■ You will need:

- Copies of the story *The School on the Edge of the Forest*

Preparation

■ Make copies of the story in the Support Material below – one for each participant. You should also prepare your part in the role play – how will you encourage the participants to get involved, the arguments you will use in role, questions ask, etc.

Method

1. Arrange the chairs in rows facing the front with a clear gap down the middle.
2. Describe the technique of 'distancing' and explain how it works with controversial issues. Tell participants that they are now going to look at what this looks like in practice.
3. Read the story aloud.
4. Participants say how they think the school (in the story) came to be burned down, who might have been responsible and what their motives were.
5. Ask whether they think the teacher should try to re-build the school.
6. Explain that the teacher is likely to need the support of both the communities if s/he is to re-build the school and make it work. This will not be easy. Tell participants they are going to role play what they think is likely to happen should the teacher try to do this.
7. Participants imagine they are in a public meeting called by the teacher to try to gain public support for the re-building of the school. They will be playing the part of the communities: the forest folk on one side of the room and the plains folk on the other. The facilitator will play the part of the teacher and stands at the front.
8. Participants get in role. The facilitator as teacher welcomes everyone to the meeting. S/he describes the background to the meeting, explains why the people present have been invited and asks whether they will be prepared to provide the support s/he needs to build the school again and to make it a success. Participants in role as community members respond to this request with questions, comments, etc. and the role play continues from there ...15 minutes should be enough, but be prepared to extend the time if it is going particularly well ... then the facilitator as teacher thanks the audience for coming and brings the meeting to a close.
9. Participants come out of role for discussion.

Suggestion

This activity can be particularly effective when the teacher's role is played by one of the participants. You should note, however, that this role is crucial to the activity and it is best not to ask anyone else to take it on unless you are sure they can carry it off well.

Discussion

■ Lead a discussion on what participants have learned from the activity. Do they think it is replicable in the classroom and school? If so, which issue(s) would they use it to introduce? How would they lead from this parallel into the issue itself? What do they think are the advantages and disadvantages of this kind of activity?

Teaching controversial issues through stories

Stories can be an excellent way of introducing sensitive and complicated issues in the classroom and school. However, to work well the situation in the story needs to replicate closely the key elements in the issue which it is being used to introduce – to have embedded within it the same range of viewpoints, arguments and interests, etc. This is often easier to achieve in a purpose-written story or by adapting elements of an existing story to match the issue in reality.

The story used in this activity was developed in the UK (Huddleston, T. & Rowe, D. (2001) *Good Thinking: Education for Citizenship and Moral Responsibility*, Volume 3, Evans: London). Originally used to introduce conflict over control of education, it has since been used in the context of divided societies, such as Northern Ireland and Cyprus.

ACTIVITY 2.3: SUPPORT MATERIAL

The School on the Edge of the Forest

"Many years ago there was a country whose only claim to fame was that it was almost completely divided in two. Half of the country was covered in dense forest. The other half was a vast treeless plain.

The forest folk made their living almost entirely from trees. They felled huge oaks with heavy axes, burning birch poles to make charcoal and planting young saplings to replace the felled timber. They built timber houses in woodland glades and set up shrines dedicated to the spirits of the forest. They were timid people, living spiritual lives in peaceful harmony with each other and with nature.

The plains folk were farmers. They ploughed the earth to grow crops. Their houses were made entirely of stone. Their god was the god of grain. Once a year in autumn they held a huge week-long festival to celebrate the end of the harvest when there was much eating, drinking and riotous behaviour.

Apart from the trading of essential items, there was very little contact between the two communities. Although they spoke basically the same language, many words and phrases were unique to one or other of the groups. Nor did either of them make much of an effort to understand each other's way of life, even though it might have been of benefit to them.

Rather, the two communities viewed each other with mutual suspicion. The plains folk believed that, given the opportunity, the forest folk would plant up their beloved fields with trees. The forest folk believed that, if they were allowed, the plains folk would chop down all the forest and plough it up for crops.

Few people in the country were educated. The forest folk and plains folk were both extremely poor. Most made just enough money to survive, in contrast to the people in neighbouring countries who were growing rich from the sale of foodstuffs, textiles and manufactured items.

Then one day a young teacher set up home on the edge of the forest. The young man was unusual in that, although he had grown up on the plain, his mother had been born to a forest family.

The young teacher decided that he would build a school. It would be the first school to be built anywhere in that region. At a point where the forest and plain met, the young man set about constructing a small one-storey building of wood and stone.

Then he invited the people of the forest and the plain to bring their children to his new school. Parents were wary at first, especially the forest folk. But enough of them were willing to send their children, and pay the small fee the teacher was asking, to enable the school to open.

In the first week, the plains children and the forest children would hardly speak to one another. The forest children kept themselves to themselves, refusing to have anything to do with the other children either in class or in the playground. The plains children called the forest children names and challenged them to fights.

In the second week there were a number of complaints from parents, all blaming the teacher for giving favoured treatment to the children of the other group.

In the third week, things seemed to be getting a little better. The plains children appeared to be less aggressive and the forest children more willing to speak.

In the fourth week, the school was burned to the ground...."

ACTIVITY 2.4: OTHER PEOPLE'S SHOES

■ Young children and students naturally tend to fix on one side of a situation and have **difficulty seeing other points of view**. While the potential to see alternatives increases with age, it is often over-ridden by social and cultural norms or fails to develop through lack of appropriate life experience. Controversial issues, on the other hand, tend to be multi-dimensional. Helping children and young people to identify and appreciate alternative points of view is an important element in teaching about controversial issues. In the activity which follows participants explore ways in which students can be helped to see issues from a range of perspectives.

Aim

■ To explore ways in which students can be helped to see issues from a range of perspectives.

Outcomes

■ Participants:

- ▶ Recognise the multi-dimensional nature of controversial issues;
- ▶ Understand why students sometimes have difficulty seeing other points of view;
- ▶ Are familiar with techniques which help students see issues from a range of perspectives.

Duration

■ 30-40 minutes

Resources

■ You will need:

- ▶ 'Footprint' role cards

Preparation

■ Cut some blank cards into the shape of a life-size footprint or use the footprint template in the Support Material You will need one for every participant and a few extra ones.

■ Think of a controversial issue and pose it in the form of a question, e.g., what do you think the government should do about religious extremism? (France) or Do you think 'fracking' for oil should be allowed in the north of England? (UK). Choose a question which is likely to divide participants. On the extra 'footprint' cards write some different answers to the question, preferably ones you think the participants are unlikely to express themselves – no more than 2 or 3 sentences

Method

1. Arrange the chairs in a large circle round the room and place a blank 'footprint' card on each.
2. Pose the question you selected earlier and ask participants to write their answers on card silently - 2 or 3 sentences only.
3. Collect in all the cards, mix them up and place them face down on the floor in the middle of the room – adding the cards you prepared earlier.
4. Participants each choose a card at random and read it quietly to themselves.
5. Ask a volunteer to stand up, find a space in the room and read out the opinion on their card.
6. The other participants check the opinions on their card and if they are exactly the same they go and stand next to him/her.
7. A second volunteer reads out their card and chooses a place to stand in terms of the similarity of their opinion to the first one – the more similar the closer, the more different the further away.
8. Repeat the process until everyone is standing up.
9. Participants look round at the range of opinion in the room then return to their seats for discussion.

Tip and Variations

This activity works best if some initial work has already been done on the topic under discussion. It helps to warm participants up for the activity.

There are many other activities which help students to 'put themselves in other people's shoes' – including **role plays**, **simulations** and **formal debates**.

The activity featured here has been adapted from one developed in Ireland (CDVEC Curriculum Development Unit (2012), *Tackling Controversial Issues in the Classroom*).

Discussion

■ Lead a short discussion on what participants have learned from the activity, e.g., what did they learn about the topic in question? Did it make any of them consider changing their opinion? Could they replicate this activity in school? What are its advantages and disadvantages? Do they have any other activities like this to share?

ACTIVITY 2.4: SUPPORT MATERIAL

Footprint stencil



ACTIVITY 2.5: WORLD CAFÉ

■ One of the most challenging aspects of teaching controversial issues is their complex nature. To unpack such issues in any meaningful way in the classroom or the school seems to require specialist subject knowledge and expertise which few teachers possess and can be difficult and time-consuming to get hold of. It is even more difficult if the issue is very recent or still unfolding. **Lack of accurate and balanced information** is one of the commonest teacher concerns about controversial issues. In the activity which follows participants explore how 'collective problem-solving' activities can be used to enable controversial issues to be introduced safely without the need for extensive background information. 'Collective problem-solving' reverses the traditional approach to classroom and school learning – instead of the teacher providing students with the information, students ask each other for it or how to access it

Aim

■ To explore how 'collective problem-solving' can enable controversial issues to be introduced into the classroom and school even-handedly and fairly when there is little available background information.

Outcomes

■ Participants:

- ▶ Understand the idea of 'collective problem-solving';
- ▶ Are aware of its potential benefits;
- ▶ Are able to apply 'collective problem-solving' techniques in the classroom and school.

Duration

■ 30-40 minutes

Resources

■ You will need:

- ▶ Images relating to a controversial issue
- ▶ Flipchart paper

Preparation

■ Choose a recent controversial issue and collect some images which relate to it – newspaper photographs, internet downloads, cartoons, etc. These are for small group work, so you will need as many images as the number of groups you intend to create. Glue each image to the middle of a piece of flipchart paper.

Method

1. Arrange the chairs around tables for small group work and place a piece of flipchart paper and image on each table.
2. Divide participants into small groups and briefly outline the issue you have chosen for them to work on.
3. Groups discuss the image on their table and write on the flipchart paper any questions it raises for them about the issue.

Suggestion

The **6Ws** is a useful technique here. It used in the UK to help young people formulate questions. The teacher stipulates that every question students formulate should begin with one of the words: **What? When? Where? Who? How? or Why?**

4. After 2 or 3 minutes groups move to a new table where they discuss the questions posed by the previous group and try to offer some answers, writing them next to the questions on the flipchart paper. Groups can also write more questions if they wish.
5. Groups move on again and repeat the process. They do this until they have been all round the tables.

6. Participants go round the room reading the questions and answers on each table.
7. Ask what they think they have learned about the issue from doing the exercise. Do they feel it has broadened their understanding of it? Where would they like to take it next?

Discussion

■ Lead a short discussion on the use of 'collective-problem solving' to support the teaching of controversial issues, e.g., what do they see as its advantages and disadvantages? Could they replicate the World Café activity in school? If so, how would they follow it up? Have they any other activities like this to share?

Variation

Silent discussion is a similar activity to **World Café** and can be used for the same purposes. The teacher devises a number of questions about an issue and writes each question on a piece of flip-chart paper. The paper is placed strategically on a number of tables scattered around the room and the students move round these writing responses to the questions silently. They then read other people's responses, write counter-responses and so on.

Versions of these two activities have been used in schools in the UK to teach about the 2010 London riots.

ACTIVITY 2.6: FORUM THEATRE

Teachers cannot control everything in the classroom or the school. However carefully a lesson is prepared there is always the possibility of the teacher being ‘put on the spot’ by **insensitive remarks made by students** either in or out of class. In the activity which follows participants explore different ways of responding to these sorts of remarks and consider the role of class rules and school policy in creating a climate which both reduces their incidence and helps teachers to deal with them when they occur.

Aim

To consider ways of handling insensitive student remarks and the role of class rules and school policy in creating a climate which both reduces their incidence and helps teachers to deal with them when they occur.

Outcomes

Participants:

- Are able to handle insensitive student remarks confidently and effectively;
- Understand how setting the right classroom and school rules and climate can help with this;
- Recognise the value of school policy in creating a supportive school ethos.

Duration

25-30 minutes

Resources

You will need:

- Handout of some typical examples of awkward student remarks

Preparation

Think of 2 or 3 examples of the sorts of insensitive remarks students might make in relation to controversial issues inside or outside the class, e.g., asking the teacher ‘Are you gay?’ (Montenegro), or saying ‘Pakis are all the same’ (UK). You will find some examples from different countries in the Handout in the Support Material below.

Method

1. Introduce the problem of insensitive student remarks using either the examples on the Handout or those you prepared earlier. Participants with personal experience of this can share one or two examples themselves if they wish. Talk briefly about the difficulties of knowing how to respond to these kinds of remarks and the risks of not responding or responding badly.
2. Select three volunteers to play the part of teachers. Their role will be to respond to insensitive remarks from students. Ask them to go out of the room and stay outside until you call them in.
3. The rest of the participants stay in and play the role of students.
4. Ask the ones in the room to either choose some examples from the handout or to brainstorm some of their own examples of the kind of insensitive remarks teachers are sometimes faced with - either as statements or questions.
5. The first ‘teacher’ is called in to the room and responds to one of the example/brainstormed statements/questions put to them by a ‘student’.
6. The other two ‘teachers’ are brought in one at a time and each responds to the same statement/question in turn.
7. The ‘students’ compare the three responses and discuss which they think is the best. Then they can add a suggestion of their own if they think they have a better one.
8. Repeat the process several times with different statements/questions.

Discussion

■ Lead a short discussion on what participants have learned from the activity, e.g., which ways of responding do they think are the most effective? Have they techniques of their own to share? How do they see classroom and school rules and climate as contributing to this? Would they like these kinds of situations to be covered in general school policy? Have they any experience of this?

ACTIVITY 2.6 – SUPPORT MATERIAL

Examples of controversial comments or questions to begin the discussion

■ Facilitators/trainers should choose ones best suited to the local circumstances

- ▶ “I hate foreigners – there are too many of them and they’re taking our jobs”
- ▶ “Can we talk about lesbians next week?”
- ▶ “You always favour the girls in the class, don’t you?”
- ▶ “Are you going to tell us what we should think again in this lesson”
- ▶ “What’s so bad about being a racist? My dad says he is one.”
- ▶ “It’s no use asking the fat kids about healthy eating.”
- ▶ “How about we have a Nationalist speaker to talk to our class for a change?”
- ▶ “It’s our human right not to give an opinion if we don’t want to”
- ▶ “Are you gay? You must be, you are always talking about them.”
- ▶ “Who are you going to vote for in the general election?”
- ▶ “You always sit on the fence when we discuss issues, do you have any real opinions?”
- ▶ “It’s ok to be sexist – just look at what’s in the media and on the internet.”
- ▶ “The headteacher talks about democracy in this school but spends most of the time acting as a tyrant and you teachers do nothing about it.”
- ▶ “Our class thinks that you’re a secret communist and that you should be reported to the local authorities.”
- ▶ “You never let us discuss ‘real issues’ about our local community because you’re scared of what local politicians will say if they found out.”
- ▶ “We, as young people, are consulted by adults on lots of issues, but they never really listen to what we say and what we want changed.”

SECTION THREE – REFLECTION AND EVALUATION

PUTTING IT ALL TOGETHER

■ In Section 3 participants begin to **plan** what they will do when they are back in their classrooms and schools. They **re-visit** the reasons for teaching controversial issues and consider the **goals** of teaching and learning in this area. Finally, they **reflect** on the Training Pack as a whole, the contribution it has made to their **professional development** and how they might build on their **learning in the future**.

ACTIVITY 3.1: SNOWBALL

■ Tackling controversial issues is about more than giving students a chance to 'let off steam' in a controlled environment, however important this may be in its own right. It is primarily about learning – about conflicts of value and interest and how to resolve them. As in any other aspect of the curriculum, it is what it is intended students should learn that determines the methods used and how they should be implemented. In the activity which follows participants reflect on the **goals of teaching controversial issues**, i.e., the competences to be developed – using a 'snowball' discussion activity.

Aim

■ To reflect on the goals of teaching controversial issues.

Outcomes

■ Participants:

- ▶ Understand the importance of learning goals;
- ▶ Are able to identify appropriate learning goals for the teaching of controversial issues.

Duration

■ 25 minutes

Method

1. Introduce the activity by explaining the role of goals in teaching and learning and importance of having a clear idea of the kind of outcomes one wants to achieve. Tell participants that this next exercise is designed to help them clarify their own understanding of the goals of teaching controversial issues.
2. Divide participants into groups of 4.
3. Groups discuss how they would explain the purpose of teaching controversial issues to a group of 14-year-old students. This should take about 3-4 minutes.
4. Two members from each group leave and join another group. They share the ideas from their previous discussions and build on these to try to refine their response to the task. This should take another 3-4 minutes.
5. The process is repeated as long as time allows or until all the participants have been in a group together.
6. Arrange chairs into a circle for discussion.

Tip

It is helpful to choose the age of the students in the task to match the experience of the larger group. But whatever you choose it should be same for everyone.

Discussion

■ Lead a discussion on what the participants have learned from this activity, e.g., has it helped to clarify their goals? Is there a difference between long-term and short-term goals? What kinds of student competences do they feel they should be developing? Is it important to them to try to change students' minds on issues?

ACTIVITY 3.2: LESSON PLAN

■ Following on from the exploratory and reflective work which makes up the bulk of the Programme of Training Activities, participants are given an opportunity to **put their learning into practice**.

Aim

■ To put the lessons of the Programme of Training Activities into practice.

Outcomes

■ Participants:

- Have an outline plan for a 1-hour learning activity on a controversial issue of their choice.

Duration

■ 20 minutes

Method

1. Participants each choose a controversial issue and begin to plan how they will approach that issue with students when they are back in their schools. They draw up an outline plan for a 1-hour learning activity using one or more of the techniques or learning activities featured in the Programme of Training Activities. This may be done either individually or in small groups. It should take about 15 minutes.
2. Draw the participants back together for about 5 minutes to consider any questions raised by the activity.

ACTIVITY 3.3: BLUE LETTERS

Feedback from participants helps **improve how the training activities are implemented with future groups**. It also helps participants to reflect on general issues raised by the activities and to **feel they have made a personal contribution to the Training Programme**. 'Blue Letters' is a short written activity which enables participants to share their experience of participating in the Programme of Training Activities with the facilitator/trainer on a one-to-one basis.

Aim

To provide an opportunity for participants to share their experiences of participating in the Programme of Training Activities with the facilitator/trainer.

Outcomes

Facilitator/trainer

- Is aware of how the training activities may be improved with future groups.

Participants:

- Feel they have made a personal contribution to the Training Programme.

Duration

5 minutes

Resources

You will need:

- Writing paper and envelopes

Method

1. Participants are each given a sheet of paper and an envelope.
2. They write a short letter to the facilitator/trainer mentioning any questions or thoughts that have been raised for them by participating in the training sessions and anything they would like to ask the facilitator/trainer about.
3. The letters are put in the envelopes and are handed to the facilitator/trainer.
4. The facilitator/trainer answers the letters by email after the session has finished – either individually, en bloc or a combination of each.

Suggestion

Where time is available it can be useful for the facilitator/trainer to open a few of the letters and read them to the group, answering any questions they contain.

ACTIVITY 3.4: FUN TREE

■ In addition to giving feedback on the training activities, it is important at the end of the session for participants to have an opportunity to reflect on what they have learned in the Programme of Training Activities and what needs to be done before they can put it in practice in school. 'Fun Tree' is a simple activity for enabling participants to reflect on their professional development after participating in the Programme of Training Activities.

Aim

■ To provide an opportunity for participants to reflect on their professional development after participating in the Programme of Training Activities.

Outcomes

■ Participants:

- ▶ Are aware of what they have learnt from the Programme of Training Activities and what they need to be able to put their learning into practice back in their classroom and school.

Duration

■ 10 minutes

Resources

■ You will need:

- ▶ A large piece of flipchart paper with the outline of a tree
- ▶ Post-it notes – orange, green and yellow

Preparation


■ Draw the outline of a tree with lots of branches on a large piece of flipchart paper.

Method

1. Participants write comments about ideas, techniques and learning they have learned on different coloured post-it notes and attach them to the 'tree', as follows:
 - ▶ **Orange** for comments about ideas, techniques, learning they have picked up that is **ripe and ready** for them to take back to their classrooms and schools;
 - ▶ **Green** for comments about ideas, techniques and learning they have picked up that is still **raw** for them and upon which they will need further reflection and ripening before they think about using it in their classroom/school;
 - ▶ **Yellow** for comments about ideas, techniques and learning they have picked up that is **in between ripe and ready** and **raw** for them and upon which they will need a little bit more reflection before they think about.

ACTIVITY 3.4: SUPPORT MATERIAL

The Fun Tree - before





ENG

www.coe.int

The Council of Europe is the continent's leading human rights organisation. It comprises 47 member states, 28 of which are members of the European Union. All Council of Europe member states have signed up to the European Convention on Human Rights, a treaty designed to protect human rights, democracy and the rule of law.

The European Court of Human Rights oversees the implementation of the Convention in the member states.